



**PARRYS SUGAR REFINERY INDIA PRIVATE
LIMITED**

FINANCIAL STATEMENTS

AS ON

MARCH 31, 2022



Price Waterhouse Chartered Accountants LLP

Independent auditors' report

To the Members of Parry Sugars Refinery India Private Limited

Report on the audit of the Indian Accounting Standards (Ind AS) Financial Statements

Opinion

1. We have audited the accompanying Ind AS financial statements of Parry Sugars Refinery India Private Limited ("the Company"), which comprise the Balance Sheet as at March 31, 2022, and the Statement of Profit and Loss (including Other Comprehensive Income), the Statement of Changes in Equity and the Statement of Cash Flows for the year then ended, and notes to the financial statements, including a summary of significant accounting policies and other explanatory information.
2. In our opinion and to the best of our information and according to the explanations given to us, the aforesaid Ind AS financial statements give the information required by the Companies Act, 2013 ("the Act") in the manner so required and give a true and fair view in conformity with the accounting principles generally accepted in India, of the state of affairs of the Company as at March 31, 2022, and total comprehensive income (comprising of loss and other comprehensive income), changes in equity and its cash flows for the year then ended.

Basis for opinion

3. We conducted our audit in accordance with the Standards on Auditing (SAs) specified under Section 143(10) of the Act. Our responsibilities under those Standards are further described in the "Auditor's Responsibilities for the Audit of the Ind AS Financial Statements" section of our report. We are independent of the Company in accordance with the Code of Ethics issued by the Institute of Chartered Accountants of India together with the ethical requirements that are relevant to our audit of the Ind AS financial statements under the provisions of the Act and the Rules thereunder, and we have fulfilled our other ethical responsibilities in accordance with these requirements and the Code of Ethics. We believe that the audit evidence we have obtained is sufficient and appropriate to provide a basis for our opinion.

Key audit matters

4. Key audit matters are those matters that, in our professional judgment, were of most significance in our audit of the Ind AS financial statements of the current period. These matters were addressed in the context of our audit of the Ind AS financial statements as a whole, and in forming our opinion thereon, and we do not provide a separate opinion on these matters.

Key audit matters	How our audit addressed the key audit matters
Impairment assessment of the carrying value of Property Plant and Equipment (PP&E) of the Company (Refer Note 3.24 (b) (i) to the Ind AS financial statements)	Our audit procedures included the following: <ul style="list-style-type: none">• Understanding and evaluating the design and testing the operating effectiveness of key controls in relation to the Model.• Assessing the Model and evaluating the independence, competence, capability and objectivity of the Management's expert.

Price Waterhouse Chartered Accountants LLP, 8th Floor, Prestige Palladium, Rajan, 129 - 140, Greams Road
Chennai - 600 006, India
T: +91 (44) 4228 5000, F: +91 (44) 4228 5100

Registered office and Head office. Sucheta Bhawan, 11A Vishnu Digambar Marg, New Delhi 110 002

Price Waterhouse (a Partnership Firm) converted into Price Waterhouse Chartered Accountants LLP (a Limited Liability Partnership with LLP identity no: LLPIN AAC-5001) with effect from July 25, 2014. Post its conversion to Price Waterhouse Chartered Accountants LLP, its ICAI registration number is 012754N/N500016 (ICAI registration number before conversion was 012754N)



INDEPENDENT AUDITOR'S REPORT

To the Members of Parry Sugars Refinery India Private Limited
Report on audit of the Indian Accounting Standards (Ind AS) Financial Statements as of and for the year ended
March 31, 2022
Page 2 of 6

As detailed in the aforesaid Note, the Company has incurred losses during the current year and past few years. This is an indicator of potential impairment of the carrying value of PP&E of the Company, as the Company as a whole is a single cash generating unit (CGU).

This is considered a key audit matter as PP&E is significant to the financial statements, and Management judgement is required in certain areas such as discount and terminal growth rates in estimating future cash flows prepared by the Company ("the Model") along with Management's valuer to support the carrying value of PP&E.

- Assessing the historical accuracy of the Company's forecasts by comparing the forecasts used in the prior year Model with the actual performance in the current year.
- Testing the mathematical accuracy of the underlying calculations and agreeing the forecasts for the ensuing year with the latest Board-approved budgets.
- Evaluating, along with the auditor's expert, the key assumptions such as discount rate and terminal growth rate used in the Model.
- Performing sensitivity tests on the Model for certain assumptions, such as discount rate and terminal growth rate.
- Evaluating adequacy of the disclosures made in the financial statements.

Based on the above procedures performed, we did not identify any material exceptions in the impairment assessment carried out by Management in respect of the carrying value of PP&E.

Other Information

5. The Company's Board of Directors is responsible for the other information. The other information comprises the information included in the Board's Report together with the annexure thereto but does not include the Ind AS financial statements and our auditor's report thereon.

Our opinion on the Ind AS financial statements does not cover the other information and we do not express any form of assurance conclusion thereon.

In connection with our audit of the Ind AS financial statements, our responsibility is to read the other information and, in doing so, consider whether the other information is materially inconsistent with the Ind AS financial statements or our knowledge obtained in the audit or otherwise appears to be materially misstated. If, based on the work we have performed, we conclude that there is a material misstatement of this other information, we are required to report that fact.

We have nothing to report in this regard.



INDEPENDENT AUDITOR'S REPORT


To the Members of Parry Sugars Refinery India Private Limited
Report on audit of the Indian Accounting Standards (Ind AS) Financial Statements as of and for the year ended
March 31, 2022
Page 3 of 6

Responsibilities of management and those charged with governance for the Ind AS financial statements

6. The Company's Board of Directors is responsible for the matters stated in section 134(5) of the Act with respect to the preparation of these Ind AS financial statements that give a true and fair view of the financial position, financial performance, changes in equity and cash flows of the Company in accordance with the accounting principles generally accepted in India, including the Accounting Standards specified under section 133 of the Act. This responsibility also includes maintenance of adequate accounting records in accordance with the provisions of the Act for safeguarding of the assets of the Company and for preventing and detecting frauds and other irregularities; selection and application of appropriate accounting policies; making judgments and estimates that are reasonable and prudent; and design, implementation and maintenance of adequate internal financial controls, that were operating effectively for ensuring the accuracy and completeness of the accounting records, relevant to the preparation and presentation of the Ind AS financial statements that give a true and fair view and are free from material misstatement, whether due to fraud or error.
7. In preparing the Ind AS financial statements, management is responsible for assessing the Company's ability to continue as a going concern, disclosing, as applicable, matters related to going concern and using the going concern basis of accounting unless management either intends to liquidate the Company or to cease operations, or has no realistic alternative but to do so. The Board of Directors are also responsible for overseeing the Company's financial reporting process.

Auditor's responsibilities for the audit of the Ind AS financial statements

8. Our objectives are to obtain reasonable assurance about whether the Ind AS financial statements as a whole are free from material misstatement, whether due to fraud or error, and to issue an auditor's report that includes our opinion. Reasonable assurance is a high level of assurance but is not a guarantee that an audit conducted in accordance with SAs will always detect a material misstatement when it exists. Misstatements can arise from fraud or error and are considered material if, individually or in the aggregate, they could reasonably be expected to influence the economic decisions of users taken on the basis of these Ind AS financial statements.
9. As part of an audit in accordance with SAs, we exercise professional judgment and maintain professional scepticism throughout the audit. We also:
 - Identify and assess the risks of material misstatement of the Ind AS financial statements, whether due to fraud or error, design and perform audit procedures responsive to those risks, and obtain audit evidence that is sufficient and appropriate to provide a basis for our opinion. The risk of not detecting a material misstatement resulting from fraud is higher than for one resulting from error, as fraud may involve collusion, forgery, intentional omissions, misrepresentations, or the override of internal control.
 - Obtain an understanding of internal control relevant to the audit in order to design audit procedures that are appropriate in the circumstances. Under Section 143(3)(i) of the Act, we are also responsible for expressing our opinion on whether the company has adequate internal financial controls with reference to financial statements in place and the operating effectiveness of such controls.



INDEPENDENT AUDITOR'S REPORT

To the Members of Parry Sugars Refinery India Private Limited
Report on audit of the Indian Accounting Standards (Ind AS) Financial Statements as of and for the year ended
March 31, 2022
Page 4 of 6

- Evaluate the appropriateness of accounting policies used and the reasonableness of accounting estimates and related disclosures made by management.
 - Conclude on the appropriateness of management's use of the going concern basis of accounting and, based on the audit evidence obtained, whether a material uncertainty exists related to events or conditions that may cast significant doubt on the Company's ability to continue as a going concern. If we conclude that a material uncertainty exists, we are required to draw attention in our auditor's report to the related disclosures in the financial statements or, if such disclosures are inadequate, to modify our opinion. Our conclusions are based on the audit evidence obtained up to the date of our auditor's report. However, future events or conditions may cause the Company to cease to continue as a going concern.
 - Evaluate the overall presentation, structure and content of the Ind AS financial statements, including the disclosures, and whether the financial statements represent the underlying transactions and events in a manner that achieves fair presentation.
10. We communicate with those charged with governance regarding, among other matters, the planned scope and timing of the audit and significant audit findings, including any significant deficiencies in internal control that we identify during our audit.
11. We also provide those charged with governance with a statement that we have complied with relevant ethical requirements regarding independence, and to communicate with them all relationships and other matters that may reasonably be thought to bear on our independence, and where applicable, related safeguards.
12. From the matters communicated with those charged with governance, we determine those matters that were of most significance in the audit of the Ind AS financial statements of the current period and are therefore the key audit matters. We describe these matters in our auditor's report unless law or regulation precludes public disclosure about the matter or when, in extremely rare circumstances, we determine that a matter should not be communicated in our report because the adverse consequences of doing so would reasonably be expected to outweigh the public interest benefits of such communication.

Report on other legal and regulatory requirements

13. As required by the Companies (Auditor's Report) Order, 2020 ("the Order"), issued by the Central Government of India in terms of sub-section (11) of section 143 of the Act, we give in the Annexure B a statement on the matters specified in paragraphs 3 and 4 of the Order, to the extent applicable.
14. As required by Section 143(3) of the Act, we report that:
- (a) We have sought and obtained all the information and explanations which to the best of our knowledge and belief were necessary for the purposes of our audit.
 - (b) In our opinion, proper books of account as required by law have been kept by the Company so far as it appears from our examination of those books.



INDEPENDENT AUDITOR'S REPORT

To the Members of Parry Sugars Refinery India Private Limited
Report on audit of the Indian Accounting Standards (Ind AS) Financial Statements as of and for the year ended
March 31, 2022
Page 5 of 6

- (c) The Balance Sheet, the Statement of Profit and Loss (including other comprehensive income), the Statement of Changes in Equity and the Statement of Cash Flows dealt with by this Report are in agreement with the books of accounts.
- (d) In our opinion, the aforesaid Ind AS financial statements comply with the Indian Accounting Standards specified under Section 133 of the Act.
- (e) On the basis of the written representations received from the directors as on March 31, 2022 taken on record by the Board of Directors, none of the directors is disqualified as on March 31, 2022 from being appointed as a director in terms of Section 164 (2) of the Act.
- (f) With respect to the adequacy of the internal financial controls with reference to financial statements of the Company and the operating effectiveness of such controls, refer to our separate Report in "Annexure A".
- (g) With respect to the other matters to be included in the Auditor's Report in accordance with Rule 11 of the Companies (Audit and Auditors) Rules, 2014 (as amended), in our opinion and to the best of our information and according to the explanations given to us:
 - i. The Company has disclosed the impact of pending litigations on its financial position in its Ind AS financial statements - Refer Note 17B and 37 to the Ind AS financial statements.
 - ii. The Company has made provision, as required under the applicable law or accounting standards, for material foreseeable losses, if any, on long-term contracts including derivative contracts – Refer Note 16 to the Ind AS financial statement.
 - iii. There were no amounts which were required to be transferred to the Investor Education and Protection Fund by the Company during the year ended March 31, 2022.
 - iv. (a) The management has represented that, to the best of its knowledge and belief, as disclosed in the notes to the accounts, no funds have been advanced or loaned or invested (either from borrowed funds or share premium or any other sources or kind of funds) by the Company to or in any other persons or entities, including foreign entities ("Intermediaries"), with the understanding, whether recorded in writing or otherwise, that the Intermediary shall, whether, directly or indirectly, lend or invest in other persons or entities identified in any manner whatsoever by or on behalf of the Company ("Ultimate Beneficiaries") or provide any guarantee, security or the like on behalf of the Ultimate Beneficiaries (Refer Note 40.08 to the Ind AS financial statements);

(b) The management has represented that, to the best of its knowledge and belief, as disclosed in the notes to the accounts, no funds have been received by the Company from any persons or entities, including foreign entities ("Funding Parties"), with the understanding, whether recorded in writing or otherwise, that the Company shall, whether, directly or indirectly, lend or invest in other persons or entities identified in any manner whatsoever by or on behalf of the Funding Party ("Ultimate Beneficiaries") or provide any guarantee, security or the like on behalf of the Ultimate Beneficiaries (Refer Note 40.08 to the financial statements); and

INDEPENDENT AUDITOR'S REPORT

To the Members of Parry Sugars Refinery India Private Limited
Report on audit of the Indian Accounting Standards (Ind AS) Financial Statements as of and for the year ended
March 31, 2022
Page 6 of 6

(c) Based on such audit procedures that we considered reasonable and appropriate in the circumstances, nothing has come to our notice that has caused us to believe that the representations under sub-clause (a) and (b) contain any material misstatement.

v. The Company has not declared or paid any dividend during the year.

15. The Company has paid/ provided for managerial remuneration in accordance with the requisite approvals mandated by the provisions of Section 197 read with Schedule V to the Act.

For **Price Waterhouse Chartered Accountants LLP**
Firm Registration Number: 012754N/N500016



Suresh S
Partner
Membership Number: 200928
UDIN No: 22200928AIYSCN8238

Place: Chennai
Date: May 13, 2022

Annexure A to Independent Auditors' Report

Referred to in paragraph 14(f) of the Independent Auditors' Report of even date to the members of Parry Sugars Refinery India Private Limited on the Ind AS financial statements as of and for the year ended March 31, 2022

Page 1 of 2

Report on the Internal Financial Controls with reference to financial statements under Clause (i) of Sub-section 3 of Section 143 of the Act

1. We have audited the internal financial controls with reference to financial statements of Parry Sugars Refinery India Private Limited ("the Company") as of March 31, 2022 in conjunction with our audit of the Ind AS financial statements of the Company for the year ended on that date.

Management's Responsibility for Internal Financial Controls


2. The Company's management is responsible for establishing and maintaining internal financial controls based on the internal control over financial reporting criteria established by the Company considering the essential components of internal control stated in the Guidance Note on Audit of Internal Financial Controls Over Financial Reporting ("the Guidance Note") issued by the Institute of Chartered Accountants of India ("ICAI"). These responsibilities include the design, implementation and maintenance of adequate internal financial controls that were operating effectively for ensuring the orderly and efficient conduct of its business, including adherence to company's policies, the safeguarding of its assets, the prevention and detection of frauds and errors, the accuracy and completeness of the accounting records, and the timely preparation of reliable financial information, as required under the Act.

Auditors' Responsibility

3. Our responsibility is to express an opinion on the Company's internal financial controls with reference to financial statements based on our audit. We conducted our audit in accordance with the Guidance Note and the Standards on Auditing deemed to be prescribed under section 143(10) of the Act to the extent applicable to an audit of internal financial controls, both applicable to an audit of internal financial controls and both issued by the ICAI. Those Standards and the Guidance Note require that we comply with ethical requirements and plan and perform the audit to obtain reasonable assurance about whether adequate internal financial controls with reference to financial statements was established and maintained and if such controls operated effectively in all material respects.
4. Our audit involves performing procedures to obtain audit evidence about the adequacy of the internal financial controls system with reference to financial statements and their operating effectiveness. Our audit of internal financial controls with reference to financial statements included obtaining an understanding of internal financial controls with reference to financial statements, assessing the risk that a material weakness exists, and testing and evaluating the design and operating effectiveness of internal control based on the assessed risk. The procedures selected depend on the auditor's judgement, including the assessment of the risks of material misstatement of the financial statements, whether due to fraud or error.
5. We believe that the audit evidence we have obtained is sufficient and appropriate to provide a basis for our qualified audit opinion on the Company's internal financial controls system with reference to financial statements.

Meaning of Internal Financial Controls with reference to financial statements

6. A company's internal financial controls with reference to financial statements is a process designed to provide reasonable assurance regarding the reliability of financial reporting and the preparation of financial statements for external purposes in accordance with generally accepted accounting principles. A company's internal financial controls with reference to financial statements includes those policies and procedures that (1) pertain to the maintenance of records that, in reasonable detail, accurately and fairly reflect the transactions and dispositions of the assets of the company; (2) provide reasonable assurance that transactions are recorded as necessary to permit preparation of financial statements in accordance with generally accepted accounting principles, and that receipts and expenditures of the company are being made only in accordance with authorisations of management and directors of the company; and (3) provide reasonable assurance regarding prevention or timely detection of unauthorised acquisition, use, or disposition of the company's assets that could have a material effect on the financial statements.



Annexure A to Independent Auditors' Report

Referred to in paragraph 14(f) of the Independent Auditors' Report of even date to the members of Parry Sugars Refinery India Private Limited on the Ind AS financial statements as of and for the year ended March 31, 2022

Page 2 of 2

Inherent Limitations of Internal Financial Controls with reference to financial statements

7. Because of the inherent limitations of internal financial controls with reference to financial statements, including the possibility of collusion or improper management override of controls, material misstatements due to error or fraud may occur and not be detected. Also, projections of any evaluation of the internal financial controls with reference to financial statements to future periods are subject to the risk that the internal financial control controls with reference to financial statements may become inadequate because of changes in conditions, or that the degree of compliance with the policies or procedures may deteriorate.

Opinion

8. In our opinion, the Company has, in all material respects, an adequate internal financial controls system with reference to financial statements and such internal financial controls with reference to financial statements were operating effectively as at March 31, 2022, based on the internal control over financial reporting criteria established by the Company considering the essential components of internal control stated in the Guidance Note issued by ICAI.

For **Price Waterhouse Chartered Accountants LLP**

Firm Registration Number: 012754N/N500016



Suresh S

Partner

Membership Number: 200928

UDIN No: 22200928AIYSCN8238

Place: Chennai

Date: May 13, 2022

Annexure B to Independent Auditors' Report

Referred to in paragraph 13 of the Independent Auditors' Report of even date to the members of Parry Sugars Refinery India Private Limited on the Ind AS financial statements as of and for the year ended March 31, 2022

Page 1 of 4

- i. (a) The Company is maintaining proper records showing full particulars, including quantitative details and situation, of Property, Plant and Equipment.
 - (b) The Property, Plant and Equipment are physically verified by the Management according to a phased programme designed to cover all the items over a period of 3 years, which, in our opinion, is reasonable having regard to the size of the Company and the nature of its assets. Pursuant to the programme, a portion of the Property, Plant and Equipment has been physically verified by the Management during the year and no material discrepancies have been noticed on such verification.
 - (c) According to the information and explanations given to us and the records of the Company examined by us, the Company does not own any immovable properties (other than properties where the Company is the lessee and the lease agreements are duly executed in favour of the lessee), as disclosed in Note 4 to the Ind AS financial statements. Therefore, the provisions of Clause 3(i)(c) of the said Order are not applicable to the Company.
 - (d) The Company has chosen cost model for its Property, Plant and Equipment (including Right-of-Use assets) and intangible assets. Consequently, the question of our commenting on whether the revaluation is based on the valuation by a Registered Valuer, or specifying the amount of change, if the change is 10% or more in the aggregate of the net carrying value of each class of Property, Plant and Equipment (including Right-of-Use assets) or intangible assets does not arise.
 - (e) Based on the information and explanations furnished to us, no proceedings have been initiated on or are pending against the Company for holding benami property under the Prohibition of Benami Property Transactions Act, 1988 (as amended in 2016) (formerly the Benami Transactions (Prohibition) Act, 1988 (45 of 1988)) and Rules made thereunder, and therefore the question of our commenting on whether the Company has appropriately disclosed the details in its financial statements does not arise.
- ii. (a) The physical verification of inventory has been conducted at reasonable intervals by the management during the year and, in our opinion, the coverage and procedure of such verification by the management is appropriate. The discrepancies noticed on physical verification of inventory as compared to book records were not 10% or more in aggregate for each class of inventory.
 - (b) During the year, the Company has been sanctioned working capital limits in excess of INR 5 crores, in aggregate, from banks on the basis of security of current assets. The Company has filed revised quarterly returns or statements with such banks, which are in agreement with the unaudited books of account (Also refer note 40.03 to the Ind AS financial statements).
- iii. (a) The Company has made investments in mutual funds. However the Company has not granted any secured/ unsecured loans/advances in nature of loans, or stood guarantee, or provided security to any parties during the year.
 - (b) In respect of the aforesaid investments, the terms and conditions under which such investments were made are not prejudicial to the Company's interest.
 - (c) In respect of the loans, the schedule of repayment of principal and payment of interest has been stipulated, and the parties are repaying the principal amounts, as stipulated, and are also regular in payment of interest as applicable.
 - (d) In respect of the loans, there is no amount which is overdue for more than ninety days.
 - (e) There were no loans which fell due during the year and were renewed or extended. Further, no fresh loans were granted to same parties to settle the existing overdue loans.
- iv. The Company has not granted any loans or made any investments or provided any guarantees or security to the parties covered under Sections 185 and 186. Therefore, the reporting under Clause 3(iv) of the Order are not applicable to the Company.



Annexure B to Independent Auditors' Report

Referred to in paragraph 13 of the Independent Auditors' Report of even date to the members of Parry Sugars Refinery India Private Limited on the Ind AS financial statements as of and for the year ended March 31, 2022

Page 2 of 4

- v. The Company has not accepted any deposits or amounts which are deemed to be deposits within the meaning of Sections 73, 74, 75 and 76 of the Act and the Rules framed there under to the extent notified.
- vi. Pursuant to the rules made by the Central Government of India, the Company is required to maintain cost records as specified under Section 148(1) of the Act in respect of its products. We have broadly reviewed the same, and are of the opinion that, prima facie, the prescribed accounts and records have been made and maintained. We have not, however, made a detailed examination of the records with a view to determine whether they are accurate or complete.
- vii. (a) According to the information and explanations given to us and the records of the Company examined by us, in our opinion, the Company is generally regular in depositing the undisputed statutory dues in respect of provident fund and goods and service tax though there has been a slight delay in few cases, and is regular in depositing undisputed statutory dues, including income-tax, employees' state insurance, sales tax, service tax, duty of customs, duty of excise, value added tax, cess and other material statutory dues, as applicable, with the appropriate authorities. Also refer note 25.1 to the Ind AS financial statements regarding management's assessment on certain matters relating to provident fund.
- (b) According to the information and explanations given to us and the records of the Company examined by us, there are no statutory dues of provident fund, employees' state insurance, sales-tax, service-tax, duty of excise, value added tax or goods and service tax and cess which have not been deposited on account of any dispute. The particulars of other statutory dues referred to in sub-clause (a) as at March 31, 2022 which have not been deposited on account of a dispute, are as follows:

Name of the statute	Nature of dues	Amount* (Rs. Lakhs)	Period to which the amount relates	Forum where the dispute is pending
Customs Act, 1962	Customs Duty	2,323.21	2016-17	Customs, Excise and Service Tax Appellate Tribunal
Customs Act, 1962	Customs Duty	645.29	2016-17	Customs, Excise and Service Tax Appellate Tribunal

*Net of Rs 76.36 Lakhs being amount paid under protest

- viii. According to the information and explanations given to us and the records of the Company examined by us, there are no transactions in the books of account that has been surrendered or disclosed as income during the year in the tax assessments under the Income Tax Act, 1961, that has not been recorded in the books of account.
- ix. (a) According to the records of the Company examined by us and the information and explanation given to us, the Company has not defaulted in repayment of loans or other borrowings or in the payment of interest to any lender during the year.
- (b) According to the information and explanations given to us and on the basis of our audit procedures, we report that the Company has not been declared Wilful Defaulter by any bank or financial institution or government or any government authority.
- (c) In our opinion, and according to the information and explanations given to us, the term loans have been applied for the purposes for which they were obtained. (Also refer note 40.13 to the Ind AS financial statements)
- (d) According to the information and explanations given to us, and the procedures performed by us, and on an overall examination of the financial statements of the Company, we report that no funds raised on short-term basis have been used for long-term purposes by the Company.
- (e) According to the information and explanations given to us and on an overall examination of the financial statements of the Company, we report that the Company has not taken any funds from any entity or person on account of or to meet the obligations of its subsidiaries, associates or joint ventures.



Annexure B to Independent Auditors' Report

Referred to in paragraph 13 of the Independent Auditors' Report of even date to the members of Parry Sugars Refinery India Private Limited on the Ind AS financial statements as of and for the year ended March 31, 2022

Page 3 of 4

- (f) According to the information and explanations given to us and procedures performed by us, we report that the Company has not raised loans during the year on the pledge of securities held in its subsidiaries, joint ventures or associate companies.
- x. (a) The Company has not raised any money by way of initial public offer or further public offer (including debt instruments) during the year. Accordingly, the reporting under Clause 3(x)(a) of the Order is not applicable to the Company.
- (b) The Company has not made any preferential allotment or private placement of shares or fully or partially or optionally convertible debentures during the year. Accordingly, the reporting under Clause 3(x)(b) of the Order is not applicable to the Company.
- xi. (a) During the course of our examination of the books and records of the Company, carried out in accordance with the generally accepted auditing practices in India, and according to the information and explanations given to us, we have neither come across any instance of material fraud by the Company or on the Company, noticed or reported during the year, nor have we been informed of any such case by the management.
- (b) During the course of our examination of the books and records of the Company, carried out in accordance with the generally accepted auditing practices in India, and according to the information and explanations given to us, a report under Section 143(12) of the Act, in Form ADT-4, as prescribed under Rule 13 of Companies (Audit and Auditors) Rules, 2014 (as amended) was not required to be filed with the Central Government. Accordingly, the reporting under Clause 3(xi)(b) of the Order is not applicable to the Company.
- (c) During the course of our examination of the books and records of the Company carried out in accordance with the generally accepted auditing practices in India, and according to the information and explanations given to us, and as represented to us by the management, no whistle-blower complaints have been received during the year by the Company. Accordingly, the reporting under Clause 3(xi)(c) of the Order is not applicable to the Company.
- xii. As the Company is not a Nidhi Company and the Nidhi Rules, 2014 are not applicable to it, the reporting under Clause 3(xii) of the Order is not applicable to the Company.
- xiii. The Company has entered into transactions with related parties in compliance with the provisions of Sections 177 and 188 of the Act. The details of such related party transactions have been disclosed in the financial statements as required under Indian Accounting Standard (Ind AS) 24, Related Party Disclosures specified under Section 133 of the Act.
- xiv. (a) In our opinion and according to the information and explanation given to us, the Company has an internal audit system commensurate with the size and nature of its business.
- (b) The reports of the Internal Auditor for the period under audit have been considered by us.
- xv. The Company has not entered into any non-cash transactions with its directors or persons connected with him/her. Accordingly, the reporting on compliance with the provisions of Section 192 of the Act under Clause 3(xv) of the Order is not applicable to the Company.
- xvi. (a) The Company is not required to be registered under Section 45-IA of the Reserve Bank of India Act, 1934. Accordingly, the reporting under Clause 3(xvi)(a) of the Order is not applicable to the Company.
- (b) The Company has not conducted non-banking financial or housing finance activities during the year. Accordingly, the reporting under Clause 3(xvi)(b) of the Order is not applicable to the Company.
- (c) The Company is not a Core Investment Company (CIC) as defined in the regulations made by the Reserve Bank of India. Accordingly, the reporting under Clause 3(xvi)(c) of the Order is not applicable to the Company.



Annexure B to Independent Auditors' Report

Referred to in paragraph 13 of the Independent Auditors' Report of even date to the members of Parry Sugars Refinery India Private Limited on the Ind AS financial statements as of and for the year ended March 31, 2022

Page 4 of 4

- (d) Based on the information and explanations provided by the management of the Company, the Group has 2 CICs as part of the Group. We have not, however, separately evaluated whether the information provided by the management is accurate and complete.
- xvii. The Company has not incurred any cash losses in the financial year and had incurred cash losses of Rs. 18,523.04 Lakhs in the immediately preceding financial year.
- xviii. There has been no resignation of the statutory auditors during the year and accordingly, the reporting under Clause 3(xviii) is not applicable.
- xix. According to the information and explanations given to us and on the basis of the financial ratios (Also refer note 41 to the Ind AS financial statements), ageing and expected dates of realisation of financial assets and payment of financial liabilities, other information accompanying the Ind AS financial statements, our knowledge of the Board of Directors and management plans and based on our examination of the evidence supporting the assumptions, nothing has come to our attention, which causes us to believe that any material uncertainty exists as on the date of the audit report that the Company is not capable of meeting its liabilities existing at the date of balance sheet as and when they fall due within a period of one year from the balance sheet date. We, however, state that this is not an assurance as to the future viability of the Company. We further state that our reporting is based on the facts up to the date of the audit report and we neither give any guarantee nor any assurance that all liabilities falling due within a period of one year from the balance sheet date will get discharged by the Company as and when they fall due.
- xx. As at balance sheet date, the Company does not have any amount remaining unspent under Section 135(5) of the Act. Accordingly, reporting under clause 3(xx) of the Order is not applicable.
- xxi. The reporting under Clause 3(xxi) of the Order is not applicable in respect of audit of standalone financial statements. Accordingly, no comment in respect of the said clause has been included in this report.

For Price Waterhouse Chartered Accountants LLP

Firm Registration Number: 012754N/N500016



Suresh S

Partner

Membership Number: 200928

UDIN No: 22200928AIYSCN8238

Place: Chennai

Date: May 13, 2022

Parry Sugars Refinery India Private Limited

Balance Sheet as at March 31, 2022

(All amounts are in Rupees lakhs unless otherwise stated)

Particulars		Notes	As at March 31, 2022	As at March 31, 2021
A	ASSETS			
1	Non-current assets			
	(a) Property, plant and equipment	4.05	37,366.15	38,846.07
	(b) Right-of-use assets	35A	1,970.74	1,973.56
	(c) Capital work-in-progress	4.05	158.70	165.57
	(d) Financial assets			
	(i) Investment in subsidiary	5	3,293.49	3,176.93
	(ii) Loans	7C	2,273.78	2,924.40
	(iii) Other financial assets	7A	64.87	57.49
	(e) Deferred tax assets (net)	6	-	-
	(f) Other non-current assets	12A	278.98	379.51
	Total non-current assets		45,406.71	47,523.53
2	Current assets			
	(a) Inventories	8	60,249.15	41,934.75
	(b) Financial assets			
	(i) Investments	9	-	2,561.43
	(ii) Trade receivables	10	14,300.08	7,848.52
	(iii) Cash and cash equivalents	11A	3,025.54	211.96
	(iv) Bank balances other than (iii) above	11B	23.29	1,517.37
	(v) Loans	7C	568.44	-
	(vi) Other financial assets	7B	20,370.23	12,753.31
	(c) Other current assets	12B	1,543.28	2,268.45
	Total current assets		100,080.01	69,095.79
	Total assets (1+2)		145,486.72	116,619.32
B	EQUITY AND LIABILITIES			
1	Equity			
	(a) Equity share capital	13	34,559.21	34,559.21
	(b) Other equity	14	(62,110.61)	(54,399.39)
	Total equity		(27,551.40)	(19,840.18)
2	LIABILITIES			
	Non-current liabilities			
	(a) Financial liabilities			
	(i) Borrowings	15	20,000.00	30,000.00
	(ii) Lease liabilities	35B	837.48	840.51
	(b) Long term provisions	17A	129.66	132.02
	(c) Other non-current liabilities	20A	23.67	57.67
	Total non - current liabilities		20,990.81	31,030.20
3	Current liabilities			
	(a) Financial liabilities			
	(i) Borrowings	18	64,840.92	31,280.15
	(ii) Lease liabilities	35C	103.50	94.94
	(iii) Trade payables	19		
	a) Total outstanding dues of micro and small enterprises		36.94	69.59
	b) Total outstanding dues of enterprises other than micro and small enterprises		72,224.27	70,692.72
	(iv) Other financial liabilities	16	14,730.33	3,152.73
	(b) Short term provisions	17B	92.02	59.44
	(c) Other current liabilities	20B	19.33	79.73
	Total current liabilities		152,047.31	105,429.30
	Total equity and liabilities (1+2+3)		145,486.72	116,619.32

The accompanying notes are an integral part of these financial statements.

In terms of our report of even date.

For Price Waterhouse Chartered Accountants LLP

Firm Registration Number: 012754N/N500016

Chartered Accountants

Suresh S
Partner
Membership No: 200928

Place: Chennai
Date: May 13, 2022

For and on behalf of the Board of Directors

S. Suresh
Managing Director
DIN No: 06999319

TV Swarna Prakash
Chief Financial Officer

MM Venkatachalam
Chairman
DIN No: 00152619


B. Satish Krishnan
Company Secretary

Parry Sugars Refinery India Private Limited
Statement of Profit and Loss for the year ended March 31, 2022
(All amounts are in Rupees lakhs unless otherwise stated)

Particulars		Notes	As at March 31, 2022	As at March 31, 2021
I	Revenue from operations	21A	200,562.48	225,140.96
II	Other net gains/(losses)	21B	8,016.74	(1,570.32)
III	Other income	22	215.25	128.08
IV	Total income (I+II+III)		208,794.47	223,698.72
V	Expenses			
(a)	Cost of materials consumed	23	181,843.86	191,080.53
(b)	Raw material inventory losses	23.01	-	12,045.14
(c)	Changes in inventories of finished goods and work-in-progress	24	1,322.27	7,967.00
(d)	Employee benefits expense	25	1,339.17	1,353.61
(e)	Finance costs	26	4,879.75	3,901.90
(f)	Depreciation and amortisation expenses	4.07	3,501.94	3,550.64
(g)	Other expenses	27	17,234.27	17,664.94
	Total expenses		210,121.26	237,563.76
VI	Loss before tax (IV-V)		(1,326.79)	(13,865.04)
VII	Tax expense			
(1)	Current tax		-	-
(2)	Deferred tax		-	-
	Total tax expense	29	-	-
VIII	Loss for the year (VI-VII)		(1,326.79)	(13,865.04)
IX	Other comprehensive income			
	A Items that will not be reclassified to profit or loss			
(a)	Exchange differences in translating the financial statements to presentation currency		(718.41)	193.57
(b)	Remeasurements of defined benefit plans		17.18	10.56
(c)	Income tax relating to items that will not be reclassified to profit or loss	29	-	-
	B Items that will be reclassified to profit or loss			
(a)	Movement in cash flow hedging reserve		11,166.01	(2,438.79)
(b)	Income tax on items that will be reclassified to profit or loss	29	-	-
	Total other comprehensive income (A+B)		10,464.78	(2,234.66)
X	Total comprehensive income for the year (VIII+IX)		9,137.99	(16,099.70)
XI	Earnings per equity share (Face value of Rs 10 per share):			
	Basic and diluted (Rupees per share)	31	(0.38)	(4.01)


The accompanying notes are an integral part of these financial statements.
In terms of our report of even date.

For Price Waterhouse Chartered Accountants LLP
Firm Registration Number: 012754N/N500016



Suresh S
Partner
Membership No: 200928


For and on behalf of the Board of Directors



S. Suresh
Managing Director
DIN No: 06999319



MM Venkatachalam
Chairman
DIN No: 00152619



TV Swarna Prakash
Chief Financial Officer



B. Satish Krishnan
Company Secretary

Place: Chennai
Date: May 13, 2022

Parry Sugars Refinery India Private Limited
Statement of changes in equity for the year ended March 31, 2022
 All amounts are in Rupees Lakhs unless otherwise stated)

a. Equity		Reserves and surplus					Items of other comprehensive income		Total
Particulars	Amount	Securities premium reserve	Debenture redemption reserve	Retained earnings	Cash flow hedging reserve	Foreign currency translation reserve			
Issued, subscribed and paid up Capital	34,559.21								
Balance at March 31, 2020	34,559.21								
Issue of equity shares to Holding Company	-								
Balance at March 31, 2021	34,559.21								
Issue of equity shares to Holding Company	-								
Balance at March 31, 2022	34,559.21								
b. Other equity									
Opening as at April 1, 2020	41,209.98	1,415.66	(76,490.75)	(248.55)				(38,170.05)	
2020-21									
Loss for the year	-		(13,865.04)					(13,865.04)	
Movement in cash flow hedging reserve	-		(2,568.43)					(2,568.43)	
Exchange differences in translating the financial statements to presentation currency	-			193.57				193.57	
Remeasurement of defined benefit plans	-		10.56					10.56	
Total comprehensive income for the year	-		(13,854.48)	193.57				(16,229.34)	
Balance as at March 31, 2021	41,209.98	1,415.66	(90,345.23)	(54.98)				(54,399.39)	
2021-22									
Loss for the year	-		(1,326.79)					(1,326.79)	
Movement in cash flow hedging reserve	-		(5,683.20)					(5,683.20)	
Exchange differences in translating the financial statements to presentation currency	-			(718.41)				(718.41)	
Remeasurement of defined benefit plans	-		17.18					17.18	
Transfer to retained earnings	-	(1,415.66)	1,415.66					-	
Total comprehensive income for the year	-		106.05	(718.41)				(711.22)	
Balance as at March 31, 2022	41,209.98	(12,508.02)	(90,239.18)	(773.39)				(62,110.61)	

The accompanying notes are an integral part of these financial statements.
 In terms of our report of even date.

For Price Waterhouse Chartered Accountants LLP
 Firm Registration Number: 012754/N/S000016

Suresh S

Suresh S
 Partner
 Membership No: 200928

Place: Chennai
 Date: May 13, 2022

For and on behalf of the Board of Directors

S. Suresh
 S. Suresh
 Managing Director
 DIN No: 06999319


MM Venkatachalam
 MM Venkatachalam
 Chairman
 DIN No: 00152619

B. Satish Krishnan
 B. Satish Krishnan
 Company Secretary

TV Swarnia Prakash
 Chief Financial Officer

Parry Sugars Refinery India Private Limited
Statement of Cashflows for the year ended March 31, 2022
(All amounts are in Rupees lakhs unless otherwise stated)

Particulars	Year ended March 31, 2022	Year ended March 31, 2021
A. Cash flows from operating activities		
Profit for the year	(1,326.79)	(13,865.04)
Adjustments for:		
Finance costs recognised in profit or loss	4,879.75	3,901.90
Net (gain) / loss arising on financial assets mandatorily measured at fair value through profit or loss	(25.05)	(21.11)
Depreciation and amortisation expenses	3,501.94	3,550.64
(Profit) / loss on Sale of Assets (net)	(1.58)	2.30
Realised loss / (gain) of Cash Flow Hedges in OCI (Net)	6,875.56	(5,827.48)
Marked to Market loss / (gain) on Forward and Swap Contract	(323.81)	(1,884.01)
Marked to Market loss / (gain) on Commodity Contracts not designated as hedges	(483.79)	997.96
Interest Income	(90.43)	(112.43)
Liabilities no longer required written back	(0.07)	(74.05)
Operating profit / (loss) before working capital changes	13,005.73	(13,331.32)
Movements in working capital:		
(Increase) / decrease in Trade and Other Receivables	(6,451.56)	10,328.42
(Increase) / decrease in Inventories	(18,314.40)	21,000.92
(Increase) / decrease in Other Financial Assets (Current and Non-current)	(7,681.32)	(3,392.42)
(Increase) / decrease in Other Current and Non current Assets	708.97	(137.59)
Increase in Trade Payables	1,452.82	50,846.85
Increase in Long term and Short term provisions	30.22	6.47
Increase / (decrease) in Other Current and Non current Liabilities	(77.22)	(9.25)
Exchange Difference on translation to presentation currency (excluding exchange difference arising from translation of Property, Plant and Equipment and Investment in subsidiary)	(2,414.20)	1,932.74
	(32,746.69)	80,576.14
Cash generated from / (used in) operations	(19,740.96)	67,244.82
Income taxes paid	116.73	10.91
Net cash generated from / (used in) operating activities	(19,624.23)	67,255.73
B. Cash flows from investing activities		
Payments to acquire Property, Plant and Equipment	(561.26)	(388.20)
Repayment of loan / (loan to) Wholly Owned Subsidiary	82.18	(1,411.00)
Investment in subsidiary	-	(1,467.60)
Interest received	147.45	46.41
(Investment) / Proceeds from sale of Mutual Funds	2,561.43	(2,058.29)
Dividends received from Mutual Funds	25.05	21.11
Proceeds from sale of Property, Plant and Equipment	2.33	38.87
Bank balances not considered as Cash and cash equivalents	1,494.08	(1,517.37)
Net cash generated from / (used in) investing activities	3,751.26	(6,736.07)
C. Cash flows from financing activities		
(Repayment of) / Proceeds from Inter Corporate Loan	(20,000.00)	40,000.00
Redemption of Debentures	(10,000.00)	-
Repayment of Term Loan	-	(10,000.00)
Payment of Lease Liability	(94.94)	(94.94)
Proceeds from / (Repayment) of short term borrowings (net)	54,453.40	(88,426.20)
Finance costs paid	(5,671.91)	(3,718.34)
Net cash generated from / (used in) financing activities	18,686.55	(62,239.48)
Net increase/ (decrease) in cash and cash equivalents	2,813.58	(1,719.82)
Cash and cash equivalents at the beginning of the year	211.96	1,931.78
Cash and cash equivalents at the end of the year	3,025.54	211.96
	2,813.58	(1,719.82)



Parry Sugars Refinery India Private Limited
Statement of Cashflows for the year ended March 31, 2022
 (All amounts are in Rupees lakhs unless otherwise stated)

Particulars	Year ended March 31, 2022	Year ended March 31, 2021
Reconciliation of Cash and Cash Equivalents with the Balance Sheet:		
Cash and Cash Equivalents (Note No 11A)	3,025.54	211.96
Net Cash and Cash Equivalents (as defined in Ind AS 7 - Statement of cash flows)	3,025.54	211.96

The accompanying notes are an integral part of these financial statements.

In terms of our report of even date.

For Price Waterhouse Chartered Accountants LLP
 Firm Registration Number: 012754N/N500016
 Chartered Accountants



Suresh S
 Partner
 Membership No: 200928

Place : Chennai
 Date: May 13, 2022


For and on behalf of the Board of Directors




S. Suresh
 Managing Director
 DIN No. : 06999319



MM Venkatachalam
 Chairman
 DIN No: 00152619



TV Swarna Prakash
 Chief Financial Officer



B. Satish Krishnan
 Company Secretary

1 Corporate Information

Parry Sugars Refinery India Private Limited ('the Company') is a private company limited by shares, incorporated on January 13, 2006 and having its Registered Office at Chennai, Tamilnadu. The Company is primarily engaged in the manufacturing of refined Sugar in its factory located in Kakinada. The plant was originally constructed to run on Natural Gas as its fuel and the Company had a firm allocation of Natural gas from Government of India. However gas supplies to the plant was stopped due to unexpected drop in overall gas production, due to which the Company's operations were discontinued from November 1, 2011. The Company assessed the suitability of alternative fuels and concluded that coal would be a viable substitute for running the plant. The Company also commissioned Coal fired boiler and Power Plant and re-commenced its operations from July 16, 2014. The Company has Refinery Capacity of about 3,000 MT per day of Sugar.

2 Statement of compliance

The financial statements have been prepared in accordance with Ind ASs notified under Section 133 of the Companies Act, 2013 [Companies (Indian Accounting Standards) Rules, 2015] and other relevant provisions of the Act.

3 Significant Accounting Policies

3.1 Basis of preparation and presentation

The financial statements have been prepared on the historical cost basis except for certain financial instruments that are measured at fair values at the end of each reporting period, defined benefit plan-plan assets measured at fair value and assets held for sale which is measured at lower of cost and fair value less cost to sell.

Historical cost is generally based on the fair value of the consideration given in exchange for goods and services.

All assets and liabilities have been classified and disclosed as current or non-current as per the Company's normal operating cycle and other criteria set out in Schedule III. Based on the nature of operations and the time between the acquisition of assets for sale of goods and their realization into cash and cash equivalents, the Company has ascertained its operating cycle as twelve months for the purpose of current - non current classification of assets and liabilities.

Accounting policies have been consistently applied to all the periods presented, except where a newly issued accounting standard is initially adopted, or a revision to existing accounting standards requires a change in the accounting policy hitherto in use.

Fair value is the price that would be received to sell an asset or paid to transfer a liability in an orderly transaction between market participants at the measurement date, regardless of whether that price is directly observable or estimated using another valuation technique. In estimating the fair value of an asset or a liability, the Company takes into account the characteristics of the asset or liability if market participants would take those characteristics into account when pricing the asset or liability at the measurement date. Fair value for measurement and/or disclosure purposes in these financial statements is determined on such a basis, except for share-based payment transactions that are within the scope of Ind AS 102, leasing transactions that are within the scope of Ind AS 116, and measurements that have some similarities to fair value but are not fair value, such as net realizable value in Ind AS 2 or value in use in Ind AS 36.

In addition, for financial reporting purposes, fair value measurements are categorized into Level 1, 2, or 3 based on the degree to which the inputs to the fair value measurements are observable and the significance of the inputs to the fair value measurement in its entirety, which are described as follows:

- Level 1 inputs are quoted prices (unadjusted) in active markets for identical assets or liabilities that the entity can access at the measurement date;
- Level 2 inputs are inputs, other than quoted prices included within Level 1, that are observable for the asset or liability, either directly or indirectly; and
- Level 3 inputs are unobservable inputs for the asset or liability.

New and amended standards adopted by the company:

The Company has applied the following amendments to Ind AS for the first time for their annual reporting period commencing 1 April 2021:

- Extension of COVID-19 related concessions – amendments to Ind AS 116
- Interest rate benchmark reform – amendments to Ind AS 109, *Financial Instruments*, Ind AS 107, *Financial Instruments: Disclosures*, Ind AS 104, *Insurance Contracts* and Ind AS 116, *Leases*

The amendments listed above did not have any impact on the amounts recognised in prior periods and are not expected to significantly affect the current or future periods.

New amendments issued but not effective:

The Ministry of Corporate Affairs has vide notification dated 23 March 2022 notified Companies (Indian Accounting Standards) Amendment Rules, 2022 which amends certain accounting standards, and are effective 1 April 2022. These amendments are not expected to have a material impact on the Company in the current or future reporting periods and on foreseeable future transactions.



Reclassifications consequent to amendments to Schedule III:

The Ministry of Corporate Affairs amended the Schedule III to the Companies Act, 2013 on 24 March 2021 to increase the transparency and provide additional disclosures to users of financial statements. These amendments are effective from 1 April 2021.

Consequent to above, the Company has changed the classification/presentation of current maturities of long-term debt, current maturities of inter corporate loan and interest accrued on borrowings in the current year.

The current maturities of long-term debt, current maturities of inter corporate loan and interest accrued on borrowings has now been included in the "Current borrowings" line item. Previously, current maturities of long-term debt, current maturities of inter corporate loan and interest accrued on borrowings were included in "other financial liabilities" line item.

The Company has reclassified comparative amounts to conform with current year presentation as per the requirements of Ind AS 1. The impact of such classifications is summarised below:

Balance sheet (extract)	As at March 31, 2021 (as previously reported)	Increase/ (Decrease)	As at March 31, 2021 (restated)
Other financial liabilities (current)	24,168.95	(21,016.22)	3,152.73
Current borrowings	10,263.93	21,016.22	31,280.15

3.2.1 Exemption from preparation of consolidated financial statements

The Company has an overseas wholly owned subsidiary. The Holding Company, E.I.D. - Parry (India) Limited, having its registered office at Dare House, Parrys Corner, Chennai - 600001, shall present the consolidated financial statements. The Company has therefore availed the exemption under paragraph 4(a) of Ind AS 110 and shall satisfy the conditions for exemption from preparing consolidated financial statements as per the Companies (Accounts) Amendment Rules, 2016 and thereby does not present consolidated financial statements.

Consequently, the accounting policies mentioned herein relate to the standalone financial statements of the Company.

3.2.2 Investment in Subsidiaries

The investments in subsidiaries are carried at historical cost. Investments in subsidiaries carried at cost are tested for impairment in accordance with Ind AS 36 Impairment of Assets. The carrying amount of the investment is tested for impairment as a single asset by comparing its recoverable amount with its carrying amount, any impairment loss recognised reduces the carrying amount of the investment

3.3 Going Concern Assumption

The Company has accumulated loss of Rs. 90,239.18 lakhs resulting in erosion of net worth. The Management is confident that the Company will be able to generate profits in future years to meet its financial obligation as may arise. The Company's financial statements have been prepared on a going concern basis based on cumulative impact of the following mitigating factors:-

- Company has not defaulted in payment of any statutory dues including interest on bank borrowings.
- Market for company's products are expanding with addition of new geographies.
- The Company has expanded its product range to serve to specific requirements of institutional customers.
- The Company's competitiveness has improved by sourcing raws from Indian sugar mills.
- The Company has been locking its refining margins through trades in sugar future contracts.
- The Company has been continuously improving its efficiencies and thereby its refining costs

Besides the above, the Company has also taken several Strategic initiatives, cost reduction and efficiency improving measures to improve profitability.

3.4 Functional and presentation currency

Being in a SEZ location, the Company imports raw sugar, if the prices are favourable, and exports white sugar, consequently exposing the Company to the risks in the international market. The Company locks the price of raw sugar and white sugar using USD denominated sugar commodity futures and option contracts.

Owing to the above, the management has assessed that the currency of the Company's primary economic environment is USD since the significant portion of its revenue and cost (and consequently margins) are affected by USD.

Accordingly, items included in the financial statements are measured using USD as the functional currency. The financial statements are presented in Indian Rupees (INR) ("the Presentation currency") being the common currency in which consolidated financial statements of its holding company are presented, and has been rounded up to the nearest lakh except where otherwise indicated.



3.5 Revenue recognition

Sale of goods

Revenue from sale of products is measured at the fair value of the consideration received or receivable, less returns (if any), trade discounts, volume rebates, value added taxes and Goods and Services Tax.

The performance obligation of the Company is sale of goods. Revenue is recognized when the performance obligations are satisfied and the control of the good is transferred, being when the goods are delivered as per the relevant terms of the contract at which point in time, the Company has right to payment for the asset, customer bears significant risk and rewards of ownership and the customer has accepted the assets or the Company objective evidence that all criteria for acceptance have been satisfied. Payment for the sales are received as per the credit terms in the agreement with the customers. The credit period is generally short term, thus there is no significant financing element. The Company's contracts with customer do not provide for any right to return, refunds or similar obligations.

Sale of Service

The performance obligation under service contract are provision of business support and other ancillary services set forth in the contracts. Revenue from rendering of services are recognised over a period of time by reference to the stage of completion as the customer simultaneously receives and consumes the benefit provided by the Company's performance as the Company performs. Payment for the service rendered is made as per the credit terms in the agreements with the customers. The credit period is generally short term, thus there is no significant financing component.

Dividend and interest income

a) Dividend income from investments is recognised when right to receive it is established (provided that it is probable that the economic benefits will flow to the Company and the amount of income can be measured reliably).

b) Interest income from the financial assets are recognized on a time basis, by reference to the principal outstanding and at the effective interest rate applicable, which is the rate that exactly discounts estimated future cash receipts through the expected life of the financial asset to that asset's net carrying amount on initial recognition.

3.6 Leases

Leases are recognised as a right-of-use asset and a corresponding liability at the date at which the leased asset is available for use by the company. Contracts may contain both lease and non-lease components. The company allocates the consideration in the contract to the lease and non-lease components based on their relative stand-alone prices.

Assets and liabilities arising from a lease are initially measured on a present value basis. Lease liabilities include the net present value of the fixed payments (including in-substance fixed payments), less any lease incentives receivable.

The lease payments are discounted using the interest rate implicit in the lease. If that rate cannot be readily determined, which is generally the case for leases in the company, the lessee's incremental borrowing rate is used. Incremental borrowing rate is the rate that the lessee would have to pay to borrow the funds necessary to obtain an asset of similar value to the right-of-use asset in a similar economic environment with similar terms, security and conditions.

Lease payments are allocated between principal and finance cost. The finance cost is charged to profit or loss over the lease tenure so as to produce a constant periodic rate of interest on the remaining balance of the liability for each period.

Right-of-use assets are measured at cost comprising the following:

- the amount of the initial measurement of lease liability
- any lease payments made at or before the commencement date less any lease incentives received
- any initial direct costs, and
- Restoration costs.

Right-of-use assets are generally depreciated over the shorter of the asset's useful life and the lease term on a straight-line basis.


Payments associated with short-term leases of property, plant and office equipment and all leases of low-value assets are recognised on a straight-line basis as an expense in profit or loss. Short-term leases are leases with a lease term of 12 months or less.

3.7 Foreign currency transactions and translations

In preparing the financial statements of the Company, transactions in currencies other than the entity's functional currency (foreign currencies) are recognised at the rates of exchange prevailing at the dates of the transactions. At the end of each reporting period, monetary items denominated in foreign currencies are retranslated at the rates prevailing at that date. Non-monetary items carried at fair value that are denominated in foreign currencies are retranslated at the rates prevailing at the date when the fair value was determined. Non-monetary items that are measured in terms of historical cost in a foreign currency are not retranslated.

Exchange differences arising on translation are recognised in the income statement for determination of net profit or loss during the period.

For the purpose of presenting these financial statements, the assets and liabilities of the Company are translated into Indian Rupee using exchange rates prevailing at the end of each reporting period. Income and expense items are translated at the average exchange rates for the period, unless exchange rates fluctuate significantly during that period, in which case the exchange rates at the dates of transactions are used. Exchange differences arising, if any, are recognized in other comprehensive income and accumulated in equity.



3.8 Borrowing Costs

Borrowing costs that are directly attributable to the acquisition, construction or production of a qualifying asset are capitalized as part of the cost of that asset. Qualifying assets are assets that necessarily take a substantial period of time to get ready for their intended use or sale. All other borrowing costs are recognised as expenses in the period in which they are incurred.

To the extent the Company borrows funds generally and uses them for the purpose of obtaining a qualifying asset, the Company determines the amount of borrowing costs eligible for capitalization by applying a capitalization rate to the expenditure incurred on such asset. The capitalization rate is determined based on the weighted average of borrowing costs applicable to the borrowings of the Company which are outstanding during the period, other than borrowings made specifically towards purchase of the qualifying asset. Investment income earned on the temporary investment of specific borrowings pending their expenditure on qualifying assets is deducted from the borrowing costs eligible for capitalization. The amount of borrowing costs that the Company capitalizes during a period does not exceed the amount of borrowing costs incurred during that period.

3.9 Employee Benefits

(a) Retirement benefit costs and termination benefits:

Payments to defined contribution retirement benefit plans are recognised as an expense when employees have rendered service entitling them to the contributions.

For defined benefit retirement benefit plans, the cost of providing benefits is determined using the projected unit credit method, with actuarial valuations being carried out at the end of each annual reporting period.

The Company has an employees' gratuity fund managed by the Life Insurance Corporation of India (LIC).

Defined benefit costs are categorized as follows:

- Service cost (including current service cost, past service cost, as well as gains and losses on curtailments and settlements);
- net interest expense or income; and
- Remeasurement

The Company presents the first two components of defined benefit costs in profit or loss in the line item 'Employee benefits expense'.

Past service cost is recognised in profit or loss in the period of a plan amendment.

Net interest is calculated by applying the discount rate at the beginning of the period to the net defined benefit liability or asset.

Remeasurement, comprising actuarial gains and losses, the effect of the changes to the asset ceiling (if applicable) and the return on plan assets (excluding net interest), is reflected immediately in the balance sheet with a charge or credit recognised in other comprehensive income in the period in which they occur. Remeasurement recognised in other comprehensive income is reflected immediately in retained earnings and is not reclassified to profit or loss.

Curtailment gains and losses are accounted for as past service costs. The retirement benefit obligation recognised in the balance sheet represents the actual deficit or surplus in the Company's defined benefit plans. Any surplus resulting from this calculation is limited to the present value of any economic benefits available in the form of refunds from the plans or reductions in future contributions to the plans.

Contributions paid/payable to defined contribution plans comprising of Superannuation (under a scheme of Life Insurance Corporation of India) and Provident Funds for employees covered under the respective Schemes are recognised in the Statement of Profit and Loss each year.

A liability for a termination benefit is recognised at the earlier of when the entity can no longer withdraw the offer of the termination benefit and when the entity recognizes any related restructuring costs.

(b) Short-term and other long-term employee benefits

A liability is recognised for benefits accruing to employees in respect of wages and salaries in the period the related service is rendered.

Liabilities recognised in respect of short-term employee benefits are measured at the undiscounted amount of the benefits expected to be paid in exchange for the related service.


Liabilities recognised in respect of other long-term employee benefits are measured at the present value of the estimated future cash outflows expected to be made by the Company in respect of services provided by employees up to the reporting date.

Accumulated Compensated absences which are expected to be availed or encashed within 12 months from the end of the year are treated as short term employee benefits. The obligation towards the same is measured at the expected cost of accumulating compensated absences as the additional amount expected to be paid as a result of the unused entitlement as at the year-end.

Accumulated compensated absences, which are expected to be availed or encashed beyond 12 months from the end of the year end are treated as other long term employee benefits. The Company's liability is actuarially determined (using the Projected Unit Credit Method) at the end of each year. Actuarial gains and losses are recognized in the Statement of Profit and Loss in the year in which they arise.

(c) Contributions from employees or third parties to defined benefit plans

Discretionary contributions made by employees or third parties reduce service cost upon payment of these contributions to the plan.



3.10 Earnings Per Share

The Company presents basic and diluted earnings / (loss) per share (EPS) data for its ordinary shares. Basic EPS is calculated by dividing the profit or loss attributable to ordinary shareholders by the weighted average number of ordinary shares outstanding during the period. Where ordinary shares are issued but not fully paid, they are treated in the calculation of basic earnings per share as a fraction of an ordinary share to the extent that they were entitled to participate in dividends during the period relative to a fully paid ordinary share. Diluted EPS is determined by adjusting the profit or loss attributable to ordinary shareholders and the weighted average number of ordinary shares outstanding for the effects of all dilutive potential ordinary shares. To the extent that partly paid shares are not entitled to participate in dividends during the period they are treated as the equivalent of warrants or options in the calculation of diluted earnings per share.

3.11 Income taxes

Income tax expense represents the sum of the tax currently payable and deferred tax.

Current tax

The tax currently payable is based on taxable profit for the year. Taxable profit differs from 'profit before tax' as reported in the statement of profit and loss because of items of income or expense that are taxable or deductible in other years and items that are never taxable or deductible. The Company's current tax is calculated using tax rates that have been enacted by the end of the reporting period. Management periodically evaluates positions taken in tax returns with respect to situations in which applicable tax regulation is subject to interpretation and considers whether it is probable that a taxation authority will accept an uncertain tax treatment. The Company measures its tax balances either based on the most likely amount or the expected value, depending on which method provides a better prediction of the resolution of the uncertainty.

Deferred tax

Deferred tax is recognised on temporary differences between the carrying amounts of assets and liabilities in the financial statements and the corresponding tax bases used in the computation of taxable profit. Deferred tax liabilities are generally recognised for all taxable temporary differences. Deferred tax assets are generally recognised for all deductible temporary differences and unused tax losses to the extent that it is probable that taxable profits will be available against which those deductible temporary differences and losses can be utilized. Such deferred tax assets and liabilities are not recognised if the temporary difference arises from the initial recognition (other than in a business combination) of assets and liabilities in a transaction that affects neither the taxable profit nor the accounting profit. In addition, deferred tax liabilities are not recognised if the temporary difference arises from the initial recognition of goodwill.

The carrying amount of deferred tax assets is reviewed at the end of each reporting period and reduced to the extent that it is no longer probable that sufficient taxable profits will be available to allow all or part of the asset to be recovered.

Deferred tax liabilities and assets are measured at the tax rates that are expected to apply in the period in which the liability is settled or the asset realized, based on tax rates (and tax laws) that have been enacted or substantively enacted by the end of the reporting period.

The measurement of deferred tax liabilities and assets reflects the tax consequences that would follow from the manner in which the Company expects, at the end of the reporting period, to recover or settle the carrying amount of its assets and liabilities.

Deferred tax liabilities are not recognised for temporary differences between the carrying amount and tax bases of investments in subsidiaries where the Company is able to control the timing of the reversal of the temporary differences and it is probable that the differences will not reverse in the foreseeable future.

Deferred tax assets are not recognised for temporary differences between the carrying amount and tax bases of investments in subsidiaries where it is not probable that the differences will reverse in the foreseeable future and taxable profit will not be available against which the temporary difference can be utilised.

Current and Deferred tax

Current and deferred tax are recognised in profit or loss, except when they relate to items that are recognised in other comprehensive income or directly in equity, in which case, the current and deferred tax are also recognised in other comprehensive income or directly in equity respectively. Where current tax or deferred tax arises from the initial accounting for a business combination, the tax effect is included in the accounting for the business combination.



3.12 Property, Plant and Equipment

Land and buildings held for use in the production or supply of goods or services, or for administrative purposes, are stated in the balance sheet at cost less accumulated depreciation and accumulated impairment losses. Freehold land is not depreciated.

Properties in the course of construction for production, supply or administrative purposes are carried at cost, less any recognised impairment loss. Cost includes professional fees and, for qualifying assets, borrowing costs capitalized in accordance with the Company's accounting policy. Such properties are classified to the appropriate categories of property, plant and equipment when completed and ready for intended use. Depreciation of these assets, on the same basis as other property assets, commences when the assets are ready for their intended use.

Fixtures and equipment are stated at cost less accumulated depreciation and accumulated impairment losses.

Depreciation is recognised so as to write off the cost of assets (other than freehold land and properties under construction) less their residual values over their useful lives, using the straight-line method. The estimated useful lives, residual values and depreciation method are reviewed at the end of each reporting period, with the effect of any changes in estimate accounted for on a prospective basis.

Estimated useful lives of the assets are as follows:

Description of assets	Estimate of Useful Lives (yrs.)
Buildings	10-60
Plant and machinery (Continuous process)	18
Plant and equipment (General)	3-5
Furniture and fittings	10
Office equipment	5
Motor vehicles	4

An item of property, plant and equipment is derecognized upon disposal or when no future economic benefits are expected to arise from the continued use of the asset. Any gain or loss arising on the disposal or retirement of an item of property, plant and equipment is determined as the difference between the sales proceeds and the carrying amount of the asset and is recognised in profit or loss.

Useful lives, residual value and the method of depreciation charged on Property, Plant and Equipment are reviewed at each reporting date and adjusted where necessary.

3.13 Impairment of Non-Financial assets

At the end of each reporting period, the Company reviews the carrying amounts of its tangible assets to determine whether there is any indication that those assets have suffered an impairment loss. If any such indication exists, the recoverable amount of the asset is estimated in order to determine the extent of the impairment loss (if any). When it is not possible to estimate the recoverable amount of an individual asset, the Company estimates the recoverable amount of the cash-generating unit to which the asset belongs. When a reasonable and consistent basis of allocation can be identified, corporate assets are also allocated to individual cash-generating units, or otherwise they are allocated to the smallest company of cash-generating units for which a reasonable and consistent allocation basis can be identified.

Recoverable amount is the higher of fair value less costs of disposal and value in use. In assessing value in use, the estimated future cash flows are discounted to their present value using a pre-tax discount rate that reflects current market assessments of the time value of money and the risks specific to the asset for which the estimates of future cash flows have not been adjusted.

If the recoverable amount of an asset (or cash-generating unit) is estimated to be less than its carrying amount, the carrying amount of the asset (or cash-generating unit) is reduced to its recoverable amount. An impairment loss is recognised immediately in the statement of profit or loss.

When an impairment loss subsequently reverses, the carrying amount of the asset (or a cash-generating unit) is increased to the revised estimate of its recoverable amount, but so that the increased carrying amount does not exceed the carrying amount that would have been determined had no impairment loss been recognised for the asset (or cash-generating unit) in prior years. A reversal of an impairment loss is recognised immediately in profit or loss.


3.14 Inventories

Inventories majorly comprise of raw sugar, stores and spares, work in progress and white sugar in finished condition. Inventories of raw sugar are generally measured at cost (determined using specific identification/weighted average method), unless the white sugar of finished goods does not have adequate realizable value to meet the cost. Finished goods of white sugar are measured at lower of cost (determined using specific identification/weighted average method) and net realizable value. Cost comprises of cost of purchase, and all directly attributable costs incurred in bringing the inventories to their present location and condition. Items of stores and spares and coal are measured based on moving average method. Net realizable value is the estimated selling price in the ordinary course of business, less the estimated costs of completion and selling expenses.

Inventories of by-products are valued at estimated net realisable value.

3.15 Provisions

Provisions are recognised when the Company has a present obligation (legal or constructive) as a result of a past event, it is probable that the Company will be required to settle the obligation, and a reliable estimate can be made of the amount of the obligation.



The amount recognised as a provision is the best estimate of the consideration required to settle the present obligation at the end of the reporting period, taking into account the risks and uncertainties surrounding the obligation. When a provision is measured using the cash flows estimated to settle the present obligation, its carrying amount is the present value of those cash flows (when the effect of the time value of money is material).

When some or all of the economic benefits required to settle a provision are expected to be recovered from a third party, a receivable is recognised as an asset if it is virtually certain that reimbursement will be received and the amount of the receivable can be measured reliably.

Asset retirement obligation:

The Company recognizes the estimated liability for future costs to be incurred in the remediation of site restoration in regards to plant and equipment removal and disposal thereof, only when a present legal or constructive obligation has been determined and that such obligation can be estimated reliably. Upon initial recognition of the obligation, the corresponding costs are added to the carrying amount of the related items of property, plant and equipment and amortized as an expense over the economic life of the asset, or earlier if a specific plan of removal exists. This obligation is reduced every year by payments incurred during the year in relation to these items. The obligation might be increased by any required remediation to the owned assets that would be required through enacted legislation.

3.16 i. Financial Instruments

Financial assets and financial liabilities are recognised when a Company entity becomes a party to the contractual provisions of the instruments.

Financial assets and financial liabilities are initially measured at fair value. Transaction costs that are directly attributable to the acquisition or issue of financial assets and financial liabilities (other than financial assets and financial liabilities at fair value through profit or loss) are added to or deducted from the fair value of the financial assets or financial liabilities, as appropriate, on initial recognition. Transaction costs directly attributable to the acquisition of financial assets or financial liabilities at fair value through profit or loss are recognised immediately in profit or loss.

ii. Offsetting financial instruments

Financial assets and liabilities are offset and the net amount is reported in the balance sheet where there is a legally enforceable right to offset the recognised amounts and there is an intention to settle on a net basis or realise the asset and settle the liability simultaneously. The legally enforceable right must not be contingent on future events and must be enforceable in the normal course of business and in the event of default, insolvency or bankruptcy of the Company or the counterparty.

3.17 Financial Assets:

All regular way purchases or sales of financial assets are recognised and derecognized on a trade date basis. Regular way purchases or sales are purchases or sales of financial assets require delivery of assets within the time frame established by regulation or convention in the marketplace.

All recognised financial assets are subsequently measured in their entirety at either amortized cost or fair value, depending on the classification of the financial assets.

a. Classification of Financial Assets

Debt instruments that meet the following conditions are subsequently measured at amortized cost (except for debt instruments that are designated as at fair value through profit or loss on initial recognition):

- the asset is held within a business model whose objective is to hold assets in order to collect contractual cash flows; and
 - the contractual terms of the instrument give rise on specified dates to cash flows that are solely payments of principal and interest on the principal amount outstanding.
- the debt instruments carried at amortised cost include Deposits, Trade receivables, cash and bank balances and Loans and advances recoverable in cash.

For the impairment policy on financial assets measured at amortized cost, refer Note 3.17.d

b. Effective Interest Method

The effective interest method is a method of calculating the amortised cost of a debt instrument and of allocating interest income over the relevant period. The effective interest rate is the rate that exactly discounts estimated future cash receipts (including all fees and points paid or received that forms an integral part of the effective interest rate, transaction costs and other premiums or discounts) through the expected life of the debt instruments, or, where appropriate a shorter period, to the net carrying amount on initial recognition.


Income is recognized on an effective interest basis for debt instruments other than those financial assets classified as at FVTPL. Interest Income is recognized in Statement of profit or loss and is included in 'Other Income' line item.

c. Financial Assets measured at Fair Value through Profit or loss (FVTPL):

The Company carries derivative contracts not designated in a hedge relationship at FVTPL. Financial assets at FVTPL also includes assets held for trading.

A financial asset is held for trading if:

- it has been acquired principally for the purpose of selling it in the near term; or
- on initial recognition it is part of a portfolio of identified financial instruments that the Company manages together and has a recent actual pattern of short-term profit-taking; or
- it is a derivative that is not designated and effective as a hedging instrument or a financial guarantee.



Financial assets at FVTPL are measured at fair value at the end of each reporting period, with any gains or losses arising on remeasurement recognised in profit or loss. The net gain or loss recognised in profit or loss incorporates any dividend or interest earned on the financial asset and is included in the 'Other Net gains/(losses)' line item. Dividend on financial assets at FVTPL is recognised when the Company's right to receive the dividends is established or, it is probable that the economic benefits associated with the dividend will flow to the entity, the dividend does not represent a recovery of part of cost of the investment and the amount of dividend can be measured reliably.

d. Impairment of Financial Assets:

The Company applies the expected credit loss model for recognising impairment loss on financial assets measured at amortised cost, lease receivables, trade receivables, other contractual rights to receive cash or other financial asset, and financial guarantees not designated as at FVTPL.

Expected credit losses are the weighted average of credit losses with the respective risks of default occurring as the weights. Credit loss is the difference between all contractual cash flows that are due to the Company in accordance with the contract and all the cash flows that the Company expects to receive (i.e. all cash shortfalls), discounted at the original effective interest rate (or credit-adjusted effective interest rate for purchased or originated credit-impaired financial assets). The Company estimates cash flows by considering all contractual terms of the financial instrument through the expected life of that financial instrument.

For trade receivables or any contractual right to receive cash or another financial asset that result from transactions that are within the scope of Ind AS 115, the Company always measures the loss allowance at an amount equal to lifetime expected credit losses.

Further, for the purpose of measuring lifetime expected credit loss allowance for trade receivables, the Company has used a practical expedient as permitted under Ind AS 109. This expected credit loss allowance is computed based on a provision matrix which takes into account historical credit loss experience and adjusted for forward-looking information.

e. Derecognition of financial assets

The Company derecognises a financial asset when the contractual rights to the cash flows from the asset expire, or when it transfers the financial asset and substantially all the risks and rewards of ownership of the asset to another party. If the Company neither transfers nor retains substantially all the risks and rewards of ownership and continues to control the transferred asset, the Company recognises its retained interest in the asset and an associated liability for amounts it may have to pay. If the Company retains substantially all the risks and rewards of ownership of a transferred financial asset, the Company continues to recognise the financial asset and also recognises a collateralised borrowing for the proceeds received.

On derecognition of a financial asset in its entirety, the difference between the asset's carrying amount and the sum of the consideration received and receivable and the cumulative gain or loss that had been recognised in other comprehensive income and accumulated in equity is recognised in profit or loss if such gain or loss would have otherwise been recognised in profit or loss on disposal of that financial asset.

f. Foreign exchange gains and losses

The fair value of financial assets denominated in a foreign currency is determined in that foreign currency and translated at the spot rate at the end of each reporting period.

- For foreign currency denominated financial assets measured at amortized cost and FVTPL, the exchange differences are recognised in profit or loss except for those which are designated as hedging instruments in a hedging relationship.
- Changes in the carrying amount of investments in equity instruments at FVTOCI relating to changes in foreign currency rates are recognised in other comprehensive income.
- For the purposes of recognizing foreign exchange gains and losses, FVTOCI debt instruments are treated as financial assets measured at amortized cost. Thus, the exchange differences on the amortized cost are recognized in profit or loss and other changes in the fair value of FVTOCI financial assets are recognised in other comprehensive income.

3.18 Financial liabilities and equity instruments

a. Classification as debt or equity

Debt and equity instruments issued by the Company are classified as either financial liabilities or as equity in accordance with the substance of the contractual arrangements and the definitions of a financial liability and an equity instrument.

b. Equity instruments


An equity instrument is any contract that evidences a residual interest in the assets of an entity after deducting all of its liabilities. Equity instruments issued by the Company are recognised at the proceeds received, net of direct issue costs.

Repurchase of the Company's own equity instruments is recognised and deducted directly in equity. No gain or loss is recognised in profit or loss on the purchase, sale, issue or cancellation of the Company's own equity instruments.

c. Financial liabilities

All financial liabilities are subsequently measured at amortised cost using the effective interest method or at FVTPL.

However, financial liabilities that arise when a transfer of a financial asset does not qualify for derecognition or when the continuing involvement approach applies, financial guarantee contracts issued by the Company, and commitments issued by the Company to provide a loan at below-market interest rate are measured in accordance with the specific accounting policies set out below.



c.1. Financial liabilities at FVTPL

Financial liabilities at FVTPL includes derivative liabilities. Non-derivative financial liabilities are classified as at FVTPL when the financial liability is either contingent consideration recognised by the Company as an acquirer in a business combination to which Ind AS 103 applies or is held for trading or it is designated as at FVTPL. There are no non-derivative financial liabilities carried at FVTPL.

Fair value is determined in the manner described in note 33.

A Financial liability is classified as held for trading if:

- i) It has been incurred principally for the purpose of repurchasing it in the near term; or
- ii) on initial recognition it is part of a portfolio of identified financial instruments that the Company manages together and has a recent actual pattern of short-term profit taking; or
- iii) it is a derivative that is not designated and effective as a hedging instrument.

c.2. Financial liabilities subsequently measured at amortised cost

Financial liabilities that are not held-for-trading and are not designated as at FVTPL are measured at amortized cost at the end of subsequent accounting periods. The carrying amounts of financial liabilities that are subsequently measured at amortized cost are determined based on the effective interest method. Interest expense that is not capitalized as part of costs of an asset is included in the 'Finance costs' line item.

The effective interest method is a method of calculating the amortised cost of a financial liability and of allocating interest expense over the relevant period. The effective interest rate is the rate that exactly discounts estimated future cash payments (including all fees and points paid or received that form an integral part of the effective interest rate, transaction costs and other premiums or discounts) through the expected life of the financial liability, or (where appropriate) a shorter period, to the net carrying amount on initial recognition.

c.3. Foreign exchange gains and losses

For financial liabilities that are denominated in a foreign currency and are measured at amortized cost at the end of each reporting period, the foreign exchange gains and losses are determined based on the amortized cost of the instruments and are recognised in 'Other Net gains/(losses)' as appropriate.

The fair value of financial liabilities denominated in a foreign currency is determined in that foreign currency and translated at the spot rate at the end of the reporting period. For financial liabilities that are measured as at FVTPL, the foreign exchange component forms part of the fair value gains or losses and is recognised in profit or loss.

c.4. Derecognition of financial liabilities

The Company derecognizes financial liabilities when, and only when, the Company's obligations are discharged, cancelled or have expired. An exchange with a lender of debt instruments with substantially different terms is accounted for as an extinguishment of the original financial liability and the recognition of a new financial liability. Similarly, a substantial modification of the terms of an existing financial liability (whether or not attributable to the financial difficulty of the debtor) is accounted for as an extinguishment of the original financial liability and the recognition of a new financial liability. The difference between the carrying amount of the financial liability derecognized and the consideration paid and payable is recognised in profit or loss.

3.19 Derivative financial instruments and hedging activities


The Company enters into a variety of derivative financial instruments to manage its exposure to commodity price, interest rate and foreign exchange rate risks including commodity derivatives, foreign exchange forward contracts, interest rate swaps and cross currency swaps. Derivatives are initially recognised at fair value on the date a derivative contract is entered into and are subsequently re-measured to their fair value at the end of each reporting period. The accounting for subsequent changes in fair value depends on whether the derivative is designated as a hedging instrument, and if so, the nature of the item being hedged and the type of hedge relationship designated.

a. Commodity Derivatives

Majority of the Company's commodity derivatives are treated as hedges of price risk associated with the cash flow of highly probable forecast purchase and sale of raw and white sugar respectively (cash flow hedges).

The Company documents at the inception of the hedging transaction the economic relationship between hedging instruments and hedged items including whether the hedging instrument is expected to offset changes in cash flows of hedged items. The Company documents its risk management objective and strategy for undertaking various hedge transactions at the inception of each hedge relationship.

The full fair value of a hedging derivative is classified as a non-current asset or liability when the remaining maturity of the hedged item is more than 12 months; it is classified as a current asset or liability when the remaining maturity of the hedged item is less than 12 months. Trading derivatives are classified as a current asset or liability.



(i) Cash flow hedges that qualify for hedge accounting

The effective portion of changes in the fair value of derivatives that are designated and qualify as cash flow hedges is recognised in the other comprehensive income in cash flow hedging reserve within equity, limited to the cumulative change in fair value of the hedged item on a present value basis from the inception of the hedge. The gain or loss relating to the ineffective portion is recognised immediately in profit or loss, within other gains/(losses).

Amounts accumulated in equity are reclassified to profit or loss in the periods when the hedged item affects profit or loss (for example, when the forecast sale that is hedged takes place). When the hedged forecast transaction results in the recognition of a non-financial asset (for example inventory), the amounts accumulated in equity are included within the initial cost of the asset.

When a hedging instrument expires, or is sold or terminated, or when a hedge no longer meets the criteria for hedge accounting, any cumulative deferred gain or loss and deferred costs of hedging in equity at that time remains in equity until the forecast transaction occurs. When the forecast transaction is no longer expected to occur, the cumulative gain or loss and deferred costs of hedging that were reported in equity are immediately reclassified to profit or loss within other gains/(losses).

If the hedge ratio for risk management purposes is no longer optimal but the risk management objective remains unchanged and the hedge continues to qualify for hedge accounting, the hedge relationship will be rebalanced by adjusting either the volume of the hedging instrument or the volume of the hedged item so that the hedge ratio aligns with the ratio used for risk management purposes. Any hedge ineffectiveness is calculated and accounted for in profit or loss at the time of the hedge relationship rebalancing.

(ii) Other commodity derivative contracts

The Company enters into certain derivative contracts to hedge risks which are not designated as hedges. Such contracts are accounted for at fair value through profit or loss and are included in 'Other Net gains/(losses)'.

b. Other Financial Derivatives

All other financial derivatives are initially recognised at fair value at the date the derivative contracts are entered into and are subsequently remeasured to their fair value at the end of each reporting period. The resulting gain or loss is recognised in profit or loss immediately and are included in 'Other Net gains/(losses)'.

3.20 Cash flow statement

Cash flows are reported using the indirect method, whereby profit / (loss) before tax is adjusted for the effects of transactions of non-cash nature and any deferrals or accruals of past or future cash receipts or payments. The cash flows from operating, investing and financing activities of the Company are segregated based on the available information.

3.21 Fair Value Measurement

In a number of areas, accounting policies and disclosures being made by the Company require the determination of fair value, for both financial and non-financial assets and liabilities. Fair Value is the price that would be received to sell an asset or paid to transfer a liability in an orderly transaction between market participants at the measurement date.

For purpose of fair value disclosures, the Company has determined classes of assets and liabilities on the basis of the nature, characteristics and risks of the asset or liability, and the fair value hierarchy.

Fair values have been determined for measurement and disclosure purposes based on the following method:

Investments in Mutual Funds: The fair value of these financial assets is determined by reference to their NAV at the reporting date.

Derivatives: The fair value of commodity derivative contracts is based on their quoted price. The fair value of options, cross currency swaps and forward exchange contract is determined by using appropriate valuation models.


Non derivative financial liabilities: Fair value, which is determined for disclosure purposes, is calculated based on the present value of future principal and interest cash flows, discounted at the market rate of interest at the reporting date.

3.22 Cash and cash equivalents

Cash comprises cash on hand and demand deposits with banks. Cash equivalents are short-term balances (with an original maturity of three months or less from the date of acquisition), highly liquid investments that are readily convertible into known amounts of cash and which are subject to insignificant risk of changes in value. Bank overdrafts that are repayable on demand are included as component of cash and cash equivalent for the purpose of cash flow statement.

3.23 Equity

Ordinary shares are classified as equity. Incremental costs directly attributable to the issue of new ordinary shares or share options are recognised as a deduction from equity, net of any tax effects.



3.24 Critical accounting judgements and key sources of estimation uncertainty

In the application of the Company's accounting policies, which are described in above notes, the directors of the Company are required to make judgements, estimates and assumptions about the carrying amounts of assets and liabilities that are not readily apparent from other sources. The estimates and associated assumptions are based on historical experience and other factors that are considered to be relevant. Actual results may differ from these estimates.

The estimates and underlying assumptions are reviewed on an ongoing basis. Revisions to accounting estimates are recognised in the period in which the estimate is revised if the revision affects only that period, or in the period of the revision and future periods if the revision affects both current and future periods.

(a) Critical judgements in applying accounting policies

The following are the critical judgements, apart from those involving estimations, that the directors have made in the process of applying the Company's accounting policies and that have the most significant effect on the amounts recognised in the financial statements.

(i) Determination of functional currency

In making their judgement, the directors considered the detailed scenario for the determination of USD as functional currency on the basis of criteria laid down in Ind AS 21 and, in particular in which currency major purchases and sales are made.

(ii) Hedge Accounting

Accounting for commodity derivative contracts as cash flow hedges of highly probable forecast purchase and sale of raw and white sugar respectively. Judgement in this regard are involved in respect of whether the forecast transaction are highly probable to occur.

(b) Key sources of estimation uncertainty

The following are the key assumptions concerning the future, and other key sources of estimation uncertainty at the end of the reporting period that may have a significant risk of causing a material adjustment to the carrying amounts of assets and liabilities within the next financial year.

(i) Impairment of property, plant and equipment

The carrying amount of property, plant and equipment are stated in Note 4. The Company has incurred losses during the current year and the previous two financial years, which is an indicator of potential impairment of carrying value of property, plant and equipment. The recoverable amounts have been determined based on value in use calculations which uses cash flow projections. For further details, refer note 3.13. Based on the impairment assessment carried out by the Management, it has been determined that no impairment is required.

(ii) Fair value measurements and valuation processes

Some of the Company's assets and liabilities are measured at fair value for financial reporting purpose.

In estimating the fair value of an asset or a liability, the Company uses market-observable data to the extent it is available. Where Level 1 inputs are not available, the Company engages third party qualified valuers to perform the valuation. Information about the valuation techniques and inputs used in determining the fair value of various assets and liabilities are disclosed in notes 3 and 33.

(iii) Useful life of Property, Plant and Equipments

As described in note 3.12 above, the Company reviews the estimated useful lives of the property, plant and equipment at the end of each reporting period. During the current year, the directors determined that the useful lives of all the assets in the property, plant and equipment with respect to previous year shall remain unchanged.

(iv) Physical verification of raw materials

The raw material inventory comprising of rawsugar and coal are stored in heaps. The inventories are physically verified by the management by engaging a surveyor to measure the volume and density to estimate the quantity of physical inventory.



4	Property, plant and equipment	Description of assets	Buildings (Refer Note 4.02)							Total	
			Buildings	Plant and equipment	Office equipment	Furniture and fixtures	Vehicles				
	I. Gross cost										
		Balance as at March 31, 2020	17,119.74	42,544.59	81.18	51.96	55.58			59,853.05	
		Additions	28.71	237.96	15.40	0.17	-			282.24	
		Disposals	(0.27)	(71.96)	(5.83)	(1.40)	(8.55)			(88.01)	
		Effect of translation from functional currency to presentation currency	1,378.51	8,101.88	62.96	16.76	(2.22)			9,557.89	
		Balance as at March 31, 2021	18,526.69	50,812.48	153.71	67.49	44.81			69,605.18	
		Additions	59.45	487.38	3.25	-	18.05			568.13	
		Disposals	-	-	(0.11)	-	(13.82)			(13.93)	
		Effect of translation from functional currency to presentation currency	686.04	1,873.06	4.65	2.48	(0.40)			2,565.83	
		Balance as at March 31, 2022	19,273.18	53,172.92	161.50	69.97	48.64			72,725.21	
	II. Accumulated depreciation										
		Balance as at March 31, 2020	3,204.97	13,026.76	43.68	32.33	34.64			16,342.38	
		Depreciation expense for the year	630.82	2,812.52	16.15	6.96	10.43			3,476.88	
		Depreciation on disposals during the year	-	(36.58)	(5.37)	(1.40)	(3.48)			(46.83)	
		Effect of translation from functional currency to presentation currency	1,842.67	9,065.01	63.75	17.33	(2.08)			10,986.68	
		Balance as at March 31, 2021	5,678.46	24,867.71	118.21	55.22	39.51			30,759.11	
		Depreciation expense for the year	569.86	2,836.98	14.21	2.42	4.50			3,427.97	
		Depreciation on disposals during the year	-	-	(0.06)	-	(13.12)			(13.18)	
		Effect of translation from functional currency to presentation currency	218.11	961.02	4.56	2.07	(0.60)			1,185.16	
		Balance as at March 31, 2022	6,466.43	28,665.71	136.92	59.71	30.29			35,359.06	
	III. Net carrying amount										
		Balance as at March 31, 2021	12,848.23	25,944.77	35.50	12.27	5.30			38,846.07	
		Balance as at March 31, 2022	12,805.75	24,507.21	24.58	10.26	18.35			37,366.15	

4.01 Refer to Note 18 for details of charge on property, plant and equipment.

4.02 Building represents building on leasehold land.

4.03 Refer Note 37 for contractual commitments for acquisition of property, plant and equipment

4.04 Capital working progress primarily represents plant and equipment related work.



4.05 Property, plant and equipment and capital work-in-progress

Particulars	As at March 31, 2022	As at March 31, 2021
Carrying amounts of:		
Buildings	12,805.75	12,848.23
Plant and equipment	24,507.21	25,944.77
Office equipments	24.58	35.50
Furniture and fixtures	10.26	12.27
Vehicles	18.35	5.30
Total	37,366.15	38,846.07
Capital work-in-progress	158.70	165.57

4.06 Refer note 39(a) for ageing of capital work-in-progress

4.07 Depreciation and amortisation expenses

Particulars	For the year ended March 31, 2022	For the year ended March 31, 2021
Depreciation of property, plant and equipment (Refer Note 4)	3,427.97	3,476.88
Depreciation of right-to-use assets (Refer Note 35 D)	73.97	73.76
Total	3,501.94	3,550.64

5 Investment in subsidiary

Particulars	As at March 31, 2022	As at March 31, 2021
Investment in unquoted equity instrument of subsidiary at cost		
15,943 equity shares (31 March 2021: 8,600 equity shares) of AED 1,000 each fully paid up in Parry International DMCC, a wholly owned subsidiary company	3,293.49	1,774.77
Share application money for 7,343 equity shares of AED 1,000 in Parry International DMCC, a wholly owned subsidiary company. Payment was made on March 30, 2021 and Parry International DMCC allotted the shares on June 2, 2021	-	1,402.16
Total	3,293.49	3,176.93

Aggregate amount of quoted investments and market value thereof

-

Aggregate amount of unquoted investments

3,293.49

Aggregate amount of impairment in value investments

-


6 Deferred tax assets (net)

The balance comprises of temporary differences attributable to :

Particulars	As at March 31, 2022	As at March 31, 2021
Deferred tax liability:		
Depreciation	3,361.04	4,685.60
Total	3,361.04	4,685.60
Deferred tax asset:		
Tax losses (refer note 6.01)	-	3,494.53
Employee benefit obligations	28.67	31.92
Allowance for doubtful debts - trade receivables and advances	147.37	147.37
Provision for decommissioning liability	20.12	17.83
Lease liability	236.83	235.43
Loss on Derivatives	3,516.07	745.56
Others	12.96	12.96
Total	3,962.02	4,685.60
Deferred tax asset restricted to	3,361.04	4,685.60
Net deferred tax assets recognised	-	-

The Company has unrecognised deferred tax assets to the tune of Rs. 21,286.95 Lakhs (March 31, 2021: Rs. 16,284.91 Lakhs) arising from unused tax losses and other timing differences amounting to Rs. 84,579.41 Lakhs (March 31, 2021: 64,704.82 Lakhs). Since the Company has a history of losses, the Company recognises a

6.01 deferred tax asset arising from unused tax losses only to the extent that the Company has sufficient taxable temporary differences or there is convincing other evidence that sufficient taxable profit will be available against which the unused tax losses or unused tax credits can be utilised by the Company. Accordingly the same has been recognised only to the extent of deferred tax liability (net) resulting in "Nil" deferred tax asset/ liability as on March 31, 2022.



Parry Sugars Refinery India Private Limited
Notes forming part of the financial statements as of and for the year ended March 31, 2022
(All amounts are in Rupees lakhs unless otherwise stated)

7 Other financial assets

A. Non current:

Particulars	As at March 31, 2022	As at March 31, 2021
<i>Carried at amortised cost:</i>		
Unsecured, considered good		
-Security deposits with related parties*	64.87	57.49
Unsecured, considered doubtful		
-Other deposits	46.87	46.87
Less : Allowance for bad and doubtful deposits	(46.87)	(46.87)
Total	64.87	57.49

*The security deposit is against land taken on lease from "Parry Infrastructure Company Private Limited" (a fellow subsidiary).

B. Current:

Particulars	As at March 31, 2022	As at March 31, 2021
<i>At amortised cost</i>		
Unsecured, considered good		
-Funds available with commodity exchange brokers	19,573.32	12,445.64
-Interest accrued on deposits	1.57	65.97
-Rental deposits	120.95	152.42
-Other receivable from related party (Refer note.7.01)	-	46.75
<i>At fair value through profit or loss</i>		
(i) Derivatives		
Mark to market gain on forward contracts	674.39	42.53
Total	20,370.23	12,753.31

7.01 Other receivable from related party pertains receivable from Parry International DMCC is nil (31 March 2021: Rs. 46.75 Lakhs).

7C Loans

Particulars	As at March 31, 2022	As at March 31, 2021
<i>At amortised cost</i>		
A. Non-Current:		
Loan to wholly-owned subsidiary*	2,273.78	2,924.40
B. Current:		
Loan to wholly-owned subsidiary*	568.44	-
Total	2,842.22	2,924.40

*Represents loan to Parry International DMCC, a wholly-owned subsidiary for working capital purpose, which carries an interest of SOFR + 1.5% per annum (31 March 2021: LIBOR + 1.5%).

8 Inventories

Particulars	As at March 31, 2022	As at March 31, 2021
Raw materials	45,008.09	25,994.16
Work-in-progress	495.47	596.98
Finished goods	12,835.43	13,559.37
Consumables, stores and spares	1,910.16	1,784.24
Total	60,249.15	41,934.75


8.01 The cost of inventories recognised as an expense in "Cost of materials consumed and changes in inventories of work-in-progress and finished goods" includes Rs. Nil Lakhs (2020-21: Rs. 345.29 Lakhs) in respect of write-downs of inventory to net realisable value, and has been reduced by Rs. 1,064.10 Lakhs (2020-21: Rs. 4,253.72 Lakhs) in respect of reversal of such write downs. The mode of valuation has been stated in Note 3.14. Also Refer Note 18 for inventory pledged as security.

8.02 Refer to note 18 for details of charge on Inventories.

8.03 Also refer Note 23.01 relating to differences in physical inventories of raw materials and the impact thereof noted in the previous year.

9 Current investment

Particulars	As at March 31, 2022	As at March 31, 2021
Designated as fair value through profit and loss		
Unquoted investment		
Investments in mutual funds	-	2,561.43
Total	-	2,561.43
Aggregate amount of quoted investments and market value thereof	-	-
Aggregate amount of unquoted investments	-	2,561.43
Aggregate amount of impairment in value investments	-	-



10 Trade receivables

Particulars	As at March 31, 2022	As at March 31, 2021
Trade receivables outstanding		
(a) Trade receivables considered good-secured	-	-
(b) Trade receivables considered good-Unsecured	14,300.08	7,848.52
(c) Trade receivable unsecured, considered Doubtful	222.98	222.98
Less: Allowance for doubtful debts (expected credit loss allowance)	(222.98)	(222.98)
Total	14,300.08	7,848.52
Current	14,300.08	7,848.52
Non-current	-	-

10.01 Refer note 39(b) for ageing of trade receivables

10.02 The trade receivables of the Company do not contain a significant financing component and accordingly, the Company has adopted the simplified approach under Ind AS 109 for recognition of impairment losses on trade receivables. Consequently, the disclosure of trade receivables into "Trade receivables which have significant increase in credit risk" and "Trade receivables - credit impaired" have not been furnished since it is not relevant to the Company.

10.03 Movement in the allowance for doubtful debts

Particulars	For the year ended March 31, 2022	For the year ended March 31, 2021
Balance at beginning of the year	(222.98)	(222.98)
Provision made during the year	-	-
Written off during the year	-	-
Effect of translation	-	-
Balance at end of the year	(222.98)	(222.98)

11 A. Cash and cash equivalents

Particulars	As at March 31, 2022	As at March 31, 2021
Cash in hand	1.22	0.72
Balances with banks		
In current account	2,524.46	156.85
In EEFC account	499.86	54.39
Total	3,025.54	211.96

B. Other Bank Balance

Particulars	As at March 31, 2022	As at March 31, 2021
Deposit accounts with original maturity period of more than three months and less than twelve months.	23.29	1,517.37
Total	23.29	1,517.37

11.1 Cash and cash equivalents here includes cash in hand and in banks.

12 Other assets



A. Non-current

Particulars	As at March 31, 2022	As at March 31, 2021
(a) Balances with government authorities (other than income taxes)		
Deposits with Government authorities	109.65	109.65
Service tax recoverable	20.79	4.59
VAT recoverable	0.93	0.93
(b) Loans and advances		
Tax paid under protest	53.94	170.67
Tax deducted at source	93.67	93.67
Total	278.98	379.51

B. Current

Particulars	As at March 31, 2022	As at March 31, 2021
(a) Advances to suppliers		
- Unsecured, considered good (Refer Note 12.1)	1,063.53	2,032.56
- Unsecured and considered doubtful	315.71	315.71
Less : Provision for doubtful advances	(315.71)	(315.71)
(b) Balances with government authorities (other than income taxes)		
GST receivable	143.56	101.40
(b) Prepayments		
Prepaid expenses	336.19	134.49
Total	1,543.28	2,268.45

12.1 Advance to suppliers - unsecured, considered good includes Rs Nil as advance paid against supply of goods to subsidiary company Parry International DMCC as at 31 March 2022 (31 March 2021: Rs. 1,378.85 Lakhs)



Parry Sugars Refinery India Private Limited

Notes forming part of the financial statements as of and for the year ended March 31, 2022

(All amounts are in Rupees lakhs unless otherwise stated)

13 Equity share capital

Particulars	As at March 31, 2022		As at March 31, 2021	
	No. of shares	Amount	No. of shares	Amount
Authorised Share capital:				
Equity shares of Rs.10 each	420,000,000	42,000.00	420,000,000	42,000.00
Issued, subscribed and fully paid up :				
Equity shares of Rs.10 each	345,592,105	34,559.21	345,592,105	34,559.21
Total	345,592,105	34,559.21	345,592,105	34,559.21

13.01 Authorised capital

Reclassification of authorised share capital: During the year ended March 2017, the authorised share capital of the Company was reclassified as follows - 170,000,000 Equity shares of Rs 10 each amounting to Rs.1,700,000,000 and 15,000,000 Preference shares of Rs.100 each amounting to Rs.1,500,000,000 has been reclassified into 320,000,000 equity shares of Rs.10 each amounting to Rs.3,200,000,000.

13.02 Reconciliation of the number of shares and amount outstanding at the beginning and at the end of the period.

Particulars	Opening balance	Fresh issue	Closing balance
Equity shares			
Year ended March 31, 2022			
Number of shares	345,592,105	-	345,592,105
Amount	34,559.21	-	34,559.21
Year ended March 31, 2021			
Number of shares	345,592,105	-	345,592,105
Amount	34,559.21	-	34,559.21

13.03 Rights, preferences and restrictions attaching to each class of equity shares

The Company has one class of equity shares having a Par value of Rs.10 per share. Each share holder is entitled for one vote. Repayment of share capital on liquidation will be in proportion to the number of equity shares held. The dividend proposed by the Board of Directors is subject to the approval of the shareholders at the Annual General Meeting.

13.04 Details of shares held by the holding Company:

Particulars	No. of Shares	Amount
As at March 31, 2022		
Equity shares of Rs. 10 each fully paid up, held by E.I.D. - Parry (India) Limited and its nominees	345,592,105	34,559.21
As at March 31, 2021		
Equity shares of Rs. 10 each fully paid up, held by E.I.D. - Parry (India) Limited and its nominees	345,592,105	34,559.21

13.05 Details of shares held by each shareholder holding more than 5% shares:

Class of shares / Name of shareholder	As at March 31, 2022		As at March 31, 2021	
	Number of shares held	% holding in that class of shares	Number of shares held	% holding in that class of shares
Equity shares of Rs.10 each fully paid up: E.I.D. - Parry (India) Limited and its nominees	345,592,105	100%	345,592,105	100%

13.06 Details of shares held by promoters at the end of the year:

Promoter name	No. of shares	% of total shares	% change during the Year
E.I.D. - Parry (India) Limited	345,592,105	100%	-

13.07 There are no calls unpaid/ forfeited shares issued during the year ended March 31, 2022 or in previous year.



Parry Sugars Refinery India Private Limited

Notes forming part of the financial statements as of and for the year ended March 31, 2022

(All amounts are in Rupees lakhs unless otherwise stated)

14 Other equity

Particulars	As at March 31, 2022	As at March 31, 2021
(a) Securities premium account		
Opening balance	41,209.98	41,209.98
Closing balance	41,209.98	41,209.98
(b) Debenture redemption reserve		
Opening balance	1,415.66	1,415.66
Transfer to retained earnings	(1,415.66)	-
Closing balance	-	1,415.66
(c) Retained earnings		
Opening balance	(90,345.23)	(76,490.75)
Loss for the year	(1,326.79)	(13,865.04)
Remeasurements of defined benefit plans	17.18	10.56
Transfer of debenture redemption reserve	1,415.66	-
Closing balance	(90,239.18)	(90,345.23)
(d) Foreign currency translation reserve		
Opening balance	(54.98)	(248.55)
Addition during the period	(718.41)	193.57
Closing balance	(773.39)	(54.98)
(e) Cash flow hedging reserve		
Opening balance	(6,624.82)	(4,056.39)
Changes in fair value of hedging instruments	(6,637.44)	(14,584.60)
Reclassification to profit or loss	17,803.44	12,145.80
Effect of translation from functional to presentation currency	(127.41)	173.96
Adjusted against the carrying value of inventory	(16,721.79)	(303.59)
Closing balance	(12,308.02)	(6,624.82)
Total (a+b+c+d+e)	(62,110.61)	(54,399.39)

Note:

- (i) Securities premium reserve
Securities premium reserve is used to record the premium on issue of shares. The reserve is utilised in accordance with the provisions of Companies Act, 2013.
- (ii) Debenture redemption reserve
Debenture redemption reserve is created as per the statutory requirements to maintain funds to repay the debenture liability. In the current year, these were transferred to retained earnings on payment of the debenture liability.
- (iii) Retained earnings
The amount that can be distributed by the Company as dividends to its equity shareholders is determined considering the requirements of the Companies Act, 2013.
- (iv) Foreign Currency Translation Reserve
Exchange differences relating to the translation of the assets and liabilities, Income and expenses from functional currency in to presentation currency is recognised directly in the foreign currency translation reserve.
Cash Flow hedging reserve
The cash flow hedging reserve is used to recognize the effective portion of gains or losses on derivatives that are designated and qualify as cash flow hedges, as described in Note 3.19. Amounts are subsequently either transferred to the initial cost of inventory or reclassified to profit or loss, as appropriate.
- (v)



Parry Sugars Refinery India Private Limited
Notes forming part of the financial statements as of and for the year ended March 31, 2022
(All amounts are in Rupees lakhs unless otherwise stated)

15 Non current borrowings

Particulars	As at March 31, 2022	As at March 31, 2021
Measured at amortised cost		
Unsecured borrowings:		
- Inter corporate loan (refer note 15.01)	20,000.00	30,000.00
Total	20,000.00	30,000.00

15.01 The company has availed an unsecured inter corporate loan of Rs. 40,000 Lakhs from E.I.D.- Parry (India) Limited on multiple tranches during the previous year of which Rs. 20,000 Lakhs has been repaid during the current year. Interest liability of 6.15% per annum is payable in INR. As per the terms of the agreement the remaining loan should be repaid on or before March 31, 2025.

15.02 The Company has not defaulted in repayment of interest.

15.03 Net debt reconciliation

Particulars	As at March 31, 2022	As at March 31, 2021
1. Cash and cash equivalents and bank balances other than cash and cash equivalents (refer note 11)	3,048.83	1,729.33
2. Liquid investments (refer note 9)	-	2,561.43
3. Current borrowings (refer note 15.05)	(64,840.92)	(31,280.15)
4. Non-current borrowings (refer note 15.05)	(20,000.00)	(30,000.00)
5. Liability on swap contract (net)	(240.27)	(564.08)
6. Gain to forward contract (net)	674.39	42.53
Net debt	(81,357.97)	(57,510.94)

Particulars	Other assets		Liabilities from financing activities		
	Cash and cash equivalents and bank balances other than cash and cash equivalents	Liquid investments	Non-current borrowings	Current borrowings	Liability arising from swap and forwards
Net debt as at March 31, 2020	1,931.78	503.14	(10,696.39)	(108,926.33)	(2,448.09)
Cash flows	(202.45)	2,058.29	(20,000.00)	78,426.20	523.13
Interest expense	-	-	(823.61)	(2,978.36)	-
Interest paid	-	-	1,520.00	2,198.34	-
Other non-cash movements	-	-	-	-	1,403.41
- Fair value adjustments	-	-	-	-	-
Net debt as at March 31, 2021	1,729.33	2,561.43	(30,000.00)	(31,280.15)	(521.55)
Cash flows	1,319.50	(2,561.43)	10,000.00	(34,453.40)	2,180.39
Interest expense	-	-	(1,344.69)	(3,434.59)	-
Interest paid	-	-	1,344.69	2,382.78	-
Other non-cash movements	-	-	-	-	(1,224.72)
- Fair value adjustments	-	-	-	-	-
Net debt as at March 31, 2022	3,048.83	-	(20,000.00)	(66,785.36)	434.12

15.05 Break-up of current and non-current borrowings

Particulars	As at March 31, 2022		As at March 31, 2021	
	Current	Non-current	Current	Non-current
Long term borrowings (refer note 15)	-	20,000.00	-	30,000.00
Current borrowings (refer note 18)	64,717.33	-	10,263.93	-
Current maturities of non-current borrowings (refer note 18)	-	-	20,000.00	-
Interest accrued but not due on borrowings (refer note 18)	123.59	-	1,016.22	-
Total	64,840.92	20,000.00	31,280.15	30,000.00



Parry Sugars Refinery India Private Limited
Notes forming part of the financial statements as of and for the year ended March 31, 2022
(All amounts are in Rupees lakhs unless otherwise stated)

16 Other financial liabilities

Particulars	As at March 31, 2022	As at March 31, 2021
Current		
<i>(i) Other financial liabilities measured at amortised cost</i>		
(a) Capital creditors		
Total outstanding dues of micro enterprises and small enterprises	3.22	4.75
Total outstanding dues of capital creditors other than micro enterprises and small	73.31	117.92
<i>(ii) Other financial liabilities measured at FVTOCI</i>		
Mark to market liability on commodity contracts - Designated as hedges	13,899.36	1,468.02
<i>(iii) Other financial liabilities measured at FVTPL</i>		
Mark to market liability on commodity contracts - Not designated as hedges	514.17	997.96
Derivatives not designated as hedges		
Mark to market liability on swap contracts	240.27	564.08
Total	14,730.33	3,152.73

17 Provisions

Particulars	As at March 31, 2022	As at March 31, 2021
A. Long term provisions:		
Provision for employee benefits		
Provisions for compensated absences (Refer note 30)	49.73	61.19
Provision for decommissioning liability	79.93	70.83
Total	129.66	132.02
B. Short term provisions:		
Provision for employee benefits		
Provisions for compensated absences (Refer note 30)	40.53	7.95
Provision for duties and taxes	51.49	51.49
Total	92.02	59.44

(i) Movement in provisions other than provision for employee benefits

Particulars	As at March 31, 2022	As at March 31, 2021
Provision for decommissioning liability (Non current)		
Opening balance	70.83	62.77
Addition during the year arising as a result of passage of time	9.10	8.06
Closing balance	79.93	70.83
Provision for duties and taxes (Current)		
Opening balance	51.49	51.49
Addition during the year	-	-
Closing balance	51.49	51.49


(ii) Information about individual provisions other than provision for employee benefits

Provision for decommissioning liability

The Company's plant is situated on a leasehold land. The provision for decommissioning liability represents the present value of the expected cost of decommissioning the plant and restoring the site before handing over to the lessor.

Provision for duties and taxes

The provision for duties and taxes represents the provision for certain indirect tax litigations under dispute.



18 Current borrowings

Particulars	As at March 31, 2022	As at March 31, 2021
A. Secured borrowings		
(a) From banks	56,753.05	10,263.93
(b) Current maturities of long-term debt	-	10,000.00
(c) Current maturities of inter corporate loan	-	10,000.00
(d) Interest accrued but not due on borrowings	123.59	1,016.22
Total secured borrowings	56,876.64	31,280.15
B. Unsecured borrowings		
(a) From banks	7,964.28	-
Total unsecured borrowings	7,964.28	-
Total	64,840.92	31,280.15

Break up of current borrowings:

Particulars	As at March 31, 2022	As at March 31, 2021
Secured borrowings		
<i>Buyers Credit (Refer Note 18.01 and Note 18.02)</i>		
State Bank of India	11,567.40	-
<i>Packing Credit in Foreign Currency (PCFC) (Refer Note 18.03 and Note 18.04)</i>		
AXIS Bank Limited	1,059.35	-
ICICI Bank Limited	16,569.00	3,555.66
RBL Bank Limited	15,613.26	1,462.20
South India Bank Limited	6,517.30	-
Yes Bank	5,426.74	5,246.07
Sub total	56,753.05	10,263.93
Unsecured Borrowings		
<i>Packing Credit in Foreign Currency (PCFC)</i>		
Deutsche Bank AG	7,964.28	-
Sub total	7,964.28	-
Total	64,717.33	10,263.93

- 18.01 The Buyers Credit from State Bank of India is secured by first pari passu charges on all current assets and second pari passu charge on all movable fixed assets of the Company. Further, the facilities are backed by a letter of comfort/awareness from the Holding Company, E.I.D. - Parry (India) Limited.
- 18.02 Buyer's Credit facilities carry a variable interest rate (based on a spread over SOFR) and the Interest rate on the above foreign currency Buyer's Credit facilities ranges from 0.30 % to 1.68% p.a. The repayment period is 180 days.
- 18.03 The Packing Credit Facility are secured by first Pari Passu charge on all current assets of the Company by way of hypothecation viz a viz stock of raw materials, stock -in-process, finished goods, consumable stores, spares, receivables etc., both present and future and second Pari Passu charge on all movable fixed assets of the Company. Further, the facilities are backed by a letter of comfort/awareness from the Holding Company, E.I.D. - Parry (India) Limited.
- 18.04 Packing credit facilities from banks carry a variable interest rate and the average interest rate ranges from 1.02% to 2.64% p.a. (31 March 2021: 1.18% to 1.56%). The repayment period is 90 days.
- 18.05 The Company has not defaulted in repayment of any loans or interest thereon.



Parry Sugars Refinery India Private Limited
Notes forming part of the financial statements as of and for the year ended March 31, 2022
(All amounts are in Rupees lakhs unless otherwise stated)

19 Trade payables

Particulars	As at March 31, 2022	As at March 31, 2021
Trade payable for goods and services		
Total outstanding dues of micro and small enterprises	36.94	69.59
Total outstanding dues of enterprises other than micro and small enterprises	12,416.06	23,825.11
Acceptances	59,648.85	46,748.10
Trade payable (employee related)	159.36	119.51
Total	72,261.21	70,762.31

19.01 Refer Note 39(c) for ageing of trade payables

19.02 Trade payable for goods and services includes Rs. 72.38 Lakhs due to the holding company E.I.D. - Parry (India) Limited as at March 31, 2022. (March 31, 2021: Rs. 45.12 Lakhs).

19.03 The following are the dues to enterprises as defined under Micro, Small and Medium Enterprises Development Act, 2006, as at March 31, 2022 which is on the basis of such parties having been identified by the management and relied upon by the auditors.

Description	March 31, 2022	March 31, 2021
Principal amount due to suppliers registered under the MSMED Act and remaining unpaid as at year-end*	40.16	69.59
Interest due to suppliers registered under the MSMED Act and remaining unpaid as at year-end	-	-
Principal amounts paid to suppliers registered under the MSMED Act, beyond the appointed day during the year	-	-
Interest paid, other than under Section 16 of MSMED Act, to suppliers registered under the MSMED Act, beyond the appointed day during the year	-	-
Interest paid, under Section 16 of MSMED Act, to suppliers registered under the MSMED Act, beyond the appointed day during the year	-	-
Interest due and payable towards suppliers registered under MSMED Act, for payments already made	-	-
Further interest remaining due and payable for earlier years	-	-

* Includes dues of micro and small enterprises included within other financial liabilities


3.22

20 Other liabilities

Particulars	As at March 31, 2022	As at March 31, 2021
A. Non current		
Gratuity payable (Also refer note 30)	23.67	57.67
Total	23.67	57.67
B. Current		
Statutory remittances (Contributions to PF, Withholding Taxes, VAT)	19.33	79.73
Total	19.33	79.73

21 A. Revenue from operations

Particulars	For the year ended March 31, 2022	For the year ended March 31, 2021
Revenue from sale of goods (Refer note 21.01)	198,632.99	224,669.17
Other operating income (Refer note 21.02)	1,929.49	471.79
Total	200,562.48	225,140.96



Parry Sugars Refinery India Private Limited
Notes forming part of the financial statements as of and for the year ended March 31, 2022
(All amounts are in Rupees lakhs unless otherwise stated)

21.01 Classes of products-sales (disaggregation of revenue)

Particulars	For the year ended March 31, 2022	For the year ended March 31, 2021
Export sales:		
Refined sugar	196,929.54	221,947.98
PP bags	65.82	97.15
Domestic sales:		
Molasses	1,173.86	2,154.67
Power	463.77	469.37
Total	198,632.99	224,669.17

There are no critical judgment involved in the determination of timing and amount of revenue. The Company's remaining performance are part of contract having original duration of one year, and accordingly the Company has exercised the practical expedient consequent to which the details of remaining performance obligations have not been provided. Revenue in respect of the above are recognised at a point in time.

21.02 Other operating income

Particulars	For the year ended March 31, 2022	For the year ended March 31, 2021
Despatch money earnings	291.44	171.37
Income from services	5.87	38.80
Liabilities no longer required written back	0.07	74.05
Income from miscellaneous receipts and handling	1,355.43	139.23
Sale of scrap	276.68	48.34
Total	1,929.49	471.79

21 B. Other net gain / (loss)

Particulars	For the year ended March 31, 2022	For the year ended March 31, 2021
Net gain/(loss) on commodity contracts not designated as hedge (Refer note 21.03)	3,949.13	(2,828.91)
Net gain/(loss) on financial assets at FVTPL (including dividend income other than dividend from subsidiary)	25.05	21.11
Net gain/(loss) on swap contracts designated as FVTPL	2,264.00	1,997.54
Net gain/(loss) on foreign currency transactions and translation	903.51	(1,157.57)
Net gain/(loss) on forward contracts	875.05	397.51
Total	8,016.74	(1,570.32)

21.03 The sugar derivative contracts are an integral part of the sugar business.

22 Other income


Particulars	For the year ended March 31, 2022	For the year ended March 31, 2021
Interest income on financial assets at amortised cost		
Bank deposits	83.05	105.88
Others	7.38	6.55
Sundry income	123.24	15.65
Profit on sale of property, plant and equipment	1.58	
Total	215.25	128.08

23 Cost of materials consumed

Particulars	For the year ended March 31, 2022	For the year ended March 31, 2021
Material consumed comprises of :		
Raw sugar (Refer note 23.01)	176,567.87	186,929.23
Coal	5,275.99	4,151.30
Total	181,843.86	191,080.53

23.01 Raw material inventory losses

Particulars	For the year ended March 31, 2022	For the year ended March 31, 2021
Raw material inventory losses	-	12,045.14
Total	-	12,045.14



Parry Sugars Refinery India Private Limited

Notes forming part of the financial statements as of and for the year ended March 31, 2022

(All amounts are in Rupees lakhs unless otherwise stated)

23.01 The Company measured the actual weight of the inventory at hand, as the quantum was low as at March 31, 2021 in addition to the industry and past practice of estimating the quantum of inventory, by employing external surveyors who used laser beam method (Total Station method) to arrive at the volume of inventory, estimated the density of the stock and arrived at the weight of the inventory. Differences between book stock and physical stock were identified as at March 31, 2021.

The Company appointed an independent consultant to study the reasons for the difference. Amongst others, the fact finding study included review of raw-sugar movement & reconciliation, physical verification process, process loss measurement, input measurement evaluation etc. The fact finding study indicated reasons for the difference as errors in considering sugar lost in the processing such as reducing sugars, C-pan boiling, production disruptions and others and weight differences during the input process.

The Management of the Company attempted to identify the period specific process losses and input errors. However, the Management of the Company concluded that the records/information were not available to fully measure those losses for respective years and as a result inventory in the respective prior periods could have been estimated incorrectly. Further, the Management has assessed that it will not be able to use the hindsight knowledge or data to make an estimate for previous years considering the differences in operating conditions as of March 31, 2021 as compared to the previous years. The Company considered the study carried out by the independent consultant, obtained a legal opinion with regard to relevant provisions of the Companies Act, and concluded that there is no indication of misappropriation of inventory or fraud but indicated errors/omission/negligence and that it is impracticable to determine the period specific effect of these errors or the cumulative effect of these errors at the beginning of the prior period, amounting to Rs.12,045.14 lakhs which were accounted in FY 21 as per paragraph 45 of Ind AS 8 "Accounting Policies, Changes in Accounting Estimates and Errors" and presented under the heading 'Raw material inventory losses' in the 'Statement of Profit and Loss' for the year ended March 31, 2021.

24 Changes in inventories of finished goods and work-in-progress

Particulars	For the year ended March 31, 2022	For the year ended March 31, 2021
Inventories at the end of the year:		
Finished goods	12,835.43	13,559.37
Work-in-progress	495.47	596.98
	13,330.90	14,156.35
Inventories at the beginning of the year:		
Finished goods	13,559.37	22,768.24
Work-in-progress	596.98	5.59
	14,156.35	22,773.83
Foreign currency translation	496.82	(650.48)
Net (increase) /decrease	1,322.27	7,967.00

25 Employee benefits expense

Particulars	For the year ended March 31, 2022	For the year ended March 31, 2021
Salaries and wages, including bonus (Refer Note 25.1)	1,012.74	992.63
Contribution to provident and other funds (Refer Note 30)	142.51	105.24
Staff welfare expenses	183.92	255.74
Total	1,339.17	1,353.61

25.1 The Company has evaluated the impact of the Supreme Court judgment in case of "Vivekananda Vidyamandir And Others Vs The Regional Provident Fund Commissioner (II) West Bengal" and the related circular (Circular No. C-1/1(33)2019/Vivekananda Vidya Mandir/284) dated March 20, 2019 issued by the Employees' Provident Fund Organisation in relation to non-exclusion of certain allowances from the definition of "basic wages" of the relevant employees for the purposes of determining contribution to provident fund under the Employees' Provident Funds & Miscellaneous Provisions Act, 1952. In this regard, appropriate provision has been made in the Financial Statements.

26 Finance costs

Particulars	For the year ended March 31, 2022	For the year ended March 31, 2021
Interest expenses on borrowings		
-Debenture	48.09	841.79
-Bank	1,855.67	1,793.47
-Inter Corporate Deposit	1,944.44	229.15
Interest on lease liability (Refer Note 35D)	100.47	99.93
Other borrowing costs (Refer Note 26.01)	931.08	937.56
Total	4,879.75	3,901.90

26.01 Other borrowing costs includes loan processing charges, guarantee charges, loan facilitation charges and other ancillary costs incurred in connection with



Parry Sugars Refinery India Private Limited
Notes forming part of the financial statements as of and for the year ended March 31, 2022
(All amounts are in Rupees lakhs unless otherwise stated)

27 Other expenses

Particulars	For the year ended March 31, 2022	For the year ended March 31, 2021
Consumption of stores, spares and consumables	4,140.06	4,430.77
Power and fuel	433.46	189.52
Rent (Refer note 27.01 and 35)	1,190.97	1,049.40
Repairs and maintenance - buildings	100.66	128.75
Repairs and maintenance - machinery	1,709.24	1,564.33
Repairs and maintenance - others	312.14	494.08
Insurance	236.71	220.07
Rates and taxes	219.63	277.52
Freight, forwarding and material handling	3,485.01	2,959.06
Water charges	469.93	94.64
Audit fee (Refer note 28)	30.21	12.03
Communication expenses	11.68	16.22
Professional and outsourcing expenses	895.79	884.96
Selling expenses	2,969.74	4,406.32
Travelling expense	47.18	44.20
Unwinding of decommissioning costs	9.10	8.08
Commission paid	525.09	523.95
Loss on sale of property, plant and equipment	-	2.30
Miscellaneous expenses	447.67	358.74
Total	17,234.27	17,664.94

27.01 Includes payments for short term leases of Rs 1,015.61 Lakhs (PY: Rs.847.56 Lakhs relates to operating lease rental payments). Also refer Note 35D

28 Payments to the statutory auditors comprises of :


Particulars	For the year ended March 31, 2022	For the year ended March 31, 2021
Statutory audit	25.00	7.50
Other services	3.27	4.40
Reimbursement of expenses	1.94	0.13
Total	30.21	12.03

29 Reconciliation of tax expense and the accounting profit multiplied by India's tax rate:

Particulars	For the year ended March 31, 2022	For the year ended March 31, 2021
Loss from operations before income tax expense	(1,326.79)	(13,865.04)
Tax at the Indian tax rate of 25.168% (March 31, 2021: 25.168%)	(333.93)	(3,489.55)
Tax effect of amounts which are not deductible (taxable) in calculating taxable income:	-	-
Effect of unused tax losses and tax offsets not recognised as deferred tax assets	333.93	3,489.55
Income tax expense	-	-

29.01 Tax losses

Particulars	For the year ended March 31, 2022	For the year ended March 31, 2021
Unused tax losses for which no deferred tax asset has been recognised	84,579.41	64,704.82
Potential tax benefit @ 25.168% (March 31, 2021 - 25.168%)	21,286.95	16,284.91



30 Employee benefits

(a) Defined contribution plan

The Company makes provident fund and superannuation fund contributions which are defined contribution plans, for qualifying employees. Under the schemes, the Company is required to contribute a specified percentage of the payroll costs to fund the benefits. The contributions payable to these plans by the Company are at rates specified in the rules of the schemes.

During the year the following amounts have been recognised in the Statement of Profit and Loss on account of defined contribution plans:

Particulars	For the year ended March 31, 2022	For the year ended March 31, 2021
Employers contribution to provident fund	49.10	48.21
Employers contribution to superannuation fund	41.80	40.65

(b) Defined benefit plans:

Gratuity

The Company operates a gratuity plan covering qualifying employees. The benefit payable is the greater of the amount calculated as per the Payment of Gratuity Act, 1972 or the Company scheme applicable to the employee. The benefit vests upon completion of five years of continuous service and once vested it is payable to employees on retirement or on termination of employment. In case of death while in service, the gratuity is payable irrespective of vesting. The Company makes annual contribution to the Company gratuity scheme administered by the Life Insurance Corporation of India through its Gratuity Trust Fund.

The Company is exposed to various risks in providing the above gratuity benefit which are as follows:

Interest Rate risk: The plan exposes the Company to the risk of fall in interest rates. A fall in interest rates will result in an increase in the ultimate cost of providing the above benefit and will thus result in an increase in the value of the liability (as shown in financial statements).

Investment Risk: The probability or likelihood of occurrence of losses relative to the expected return on any particular investment.



Salary Escalation Risk: The present value of the defined benefit plan is calculated with the assumption of salary increase rate of plan participants in future. Deviation in the rate of increase of salary in future for plan participants from the rate of increase in salary used to determine the present value of obligation will have a bearing on the plan's liability.

Demographic Risk: The Company has used certain mortality and attrition assumptions in valuation of the liability. The Company is exposed to the risk of actual experience turning out to be worse compared to the assumption.

Defined benefit plans - as per actuarial valuation on March 31, 2022

Amount recognised in the Balance Sheet and the movements in the net Defined Benefit Obligation over the year are as follows :-

Particulars	Gratuity - Funded Plan	
	March 31, 2022	March 31, 2021
I. Net Liability recognised in the Balance Sheet as at 31st March		
1. Present value of defined benefit obligation as at 31st March	86.12	90.59
2. Fair value of plan assets as at 31st March	62.45	32.92
3. (Surplus)/Deficit	23.67	57.67
4. Current portion of the above	-	-
5. Non current portion of the above	23.67	57.67
II. Change in the obligation during the year ended 31st March		
1. Present value of defined benefit obligation at the beginning of the year	90.59	94.25
2. Expenses Recognised in Profit and Loss Account		
- Current Service Cost	47.98	13.04
- Interest Expense (Income)	5.70	6.07
3. Benefit payments	(40.31)	(15.31)
4. Acquisition Adjustment	-	-
5. Past Service Cost	-	-
6. Remeasurement or Actuarial (gain)/loss arising from:		
- change in demographic assumption	(1.01)	-
- change in financial assumption	(5.13)	0.98
- experience variance	(11.70)	(8.44)
7. Present value of defined benefit obligation at the end of the year	86.12	90.59



Parry Sugars Refinery India Private Limited
Notes forming part of the financial statements for the year ended March 31, 2022
(All amounts are in Rupees lakhs unless otherwise stated)

Particulars	Gratuity - Funded Plan	
	March 31, 2022	March 31, 2021
III. Change in fair value of assets during the year ended 31st March		
1. Fair value of plan assets at the beginning of the year	32.92	42.40
2. Investment Income	2.07	2.73
3. Contributions by employer	35.90	-
4. Benefit payments	(8.50)	(15.31)
5. Return on plan assets excluding amount recognised in net interest expense	(0.66)	3.10
6. Transfer In / (Out)	0.73	-
Fair value of plan assets at the end of the year	62.45	32.92
IV. Amounts recognised in comprehensive income in respect of these defined benefit plans are as follows:		
Current Service Cost	47.98	13.04
Past Service Cost	-	-
Net interest expense	3.63	3.34
Expenses recognised in the income statement	51.61	16.38
Actuarial gains/ (losses)		
-Changes in Demographic assumptions	(1.01)	-
-Changes in financial assumptions	(5.13)	0.98
-Experience variance	(11.70)	(8.44)
Return on plan assets, excluding amount recognised in net interest expense	0.66	(3.10)
Expenses recognised in other comprehensive income	(17.18)	(10.56)
Total expenses recognised during the period	34.43	5.82
V. The Major categories of plan assets		
- LIC Trusts	100%	100%
VI. Actuarial assumptions		
1. Discount rate	7.10%	6.30%
2. Attrition rate	5%	8%
3. Salary escalation rate	6%	6%
4. Mortality rate	100% of IALM 2012-14	100% of IALM 2012-14
VII. Experience Adjustments :		
1. Experience adjustment on plan liabilities [(Gain)/Loss]	(11.70)	(8.44)

The remeasurement of the net defined benefit liability is included in other comprehensive income.

VIII. Sensitivity Analysis :

Significant actuarial assumptions for the determination of the defined benefit obligation are discount rate, expected salary increase and mortality. The sensitivity analysis below have been determined based on reasonably possible changes of the assumptions occurring at the end of the reporting period, while holding all other assumptions constant. The results of sensitivity analysis is given below:

Particulars	March 31, 2022	March 31, 2021
Discount rate		
- 1% increase	6.87	6.24
- 1% decrease	(7.95)	(7.08)
Salary growth rate		
- 1% increase	(7.95)	(6.24)
- 1% decrease	6.99	5.56
Mortality rate		
- increase of 10% of mortality rate	(0.02)	(0.01)
- decrease of 10% of mortality rate	0.02	0.01
Attrition rate		
- increase of 50% of attrition rate	(0.88)	(0.19)
- decrease of 50% of attrition rate	1.30	0.46

Negative represents increase in obligation and positive represents decrease in obligation.



Sensitivity analysis presented above may not be representative of the actual change in the defined benefit obligation as it is unlikely the change in assumptions would occur in isolation of one another as some of the assumptions may be correlated.

Furthermore, in presenting the above sensitivity analysis, the present value of the defined benefit obligation has been calculated using the projected unit credit method at the end of the reporting period, which is the same as that applied in calculating the defined benefit obligation liability recognised in the balance sheet.

There was no change in the methods of assumptions used in preparing the sensitivity analysis from prior years.

The Company has invested the plan assets with the insurer managed funds. The insurance company has invested the plan assets in Government Securities, Debt Funds, Equity shares, Mutual Funds, Money Market Instruments and Time Deposits. The expected rate of return on plan asset is based on expectation of the average long term rate of return expected on investments of the fund during the estimated term of the obligation.

IX. Effect of Plan on Entity's Future Cash Flows:

a) Funding arrangements and Funding Policy

The Company has purchased an insurance policy to provide for payment of gratuity to the employees. Every year, the insurance company carries out a funding valuation based on the latest employee data provided by the Company.

b) Expected Contribution during the next annual reporting period

The Company's best estimate of the contribution expected to be paid to the plan during the next year is Rs 4.97 lakhs (March 31, 2021 - Rs 7.58 lakhs) which is equivalent as per exchange rate existing on the end of reporting period.

c) Maturity Profile of Defined Benefit Obligation

Weighted average duration (based on discounted cashflows) - 9 years

d) The expected maturity analysis of undiscounted defined benefit is as follows:

Expected cash flows over the next (valued on undiscounted basis):

	2021-22	2020-21
1 year	4.97	7.58
2 to 5 years	40.73	46.25
6 to 10 years	40.77	45.13
More than 10 years	99.26	59.29

(c) Long Term Compensated Absences

The compensated absences cover the company's liability for earned leave and sick leave.

31 Earnings Per Share (EPS)

Particulars	For the year ended March 31, 2022	For the year ended March 31, 2021
Profit / (loss) for the year attributable to owners of the Company (a)	(1,326.79)	(13,865.04)
Number of Equity Shares of Rs.10 each outstanding at the beginning of the year	345,592,105	345,592,105
Add : Number of Equity shares of Rs. 10 each issued during the year	-	-
Number of Equity Shares of Rs.10 each outstanding at the end of the year	345,592,105	345,592,105
Weighted average number of equity shares (b)	345,592,105	345,592,105
Basic and Diluted Earnings Per Share (a/b)	(0.38)	(4.01)

31.01 The Basic earnings per share are computed by dividing the net loss attributable to equity shareholders for the year by the weighted average number of equity shares outstanding during the year. There are no potential equity shares hence the Basic and Diluted earnings per share are the same.

32 Financial Instruments

32.01 Capital Management

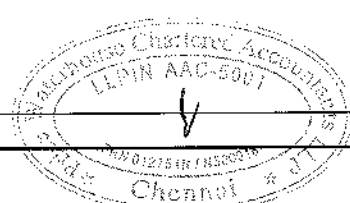

The Company's capital management is intended to maximise the return to shareholders for meeting the long-term and short-term goals of the Company through the optimization of the debt and equity balance.

The Company determines the amount of capital required on the basis of annual and long-term operating plans and strategic investment plans. The funding requirements are met through equity and long-term/short-term borrowings. The Company monitors the capital structure on the basis of Net debt to equity ratio and maturity profile of the overall debt portfolio of the Company.

For the purpose of capital management, capital includes issued equity capital, securities premium and all other reserves attributable to the equity shareholders of the Company. Net debt includes all long and short-term borrowings (including current maturities of long term borrowings, lease liabilities and interest accrued) as reduced by cash and cash equivalents and liquid investments.

The following table summarises the capital of the Company:

Particulars	As at March 31, 2022	As at March 31, 2021
Equity	(27,551.40)	(19,840.18)
Debt	84,840.92	61,280.15
Cash and Cash equivalents & other bank balances	(3,048.83)	(1,729.33)
Liquid investments	-	(2,561.43)
Net debt	81,792.09	56,989.39
Net debt to equity ratio	(2.97)	(2.87)



32.02 Categories of financial instruments

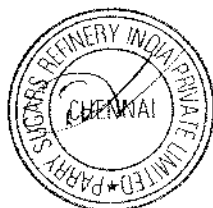
Particulars	As at March 31, 2022	As at March 31, 2021
Financial asset		
<i>Measured at amortised costs</i>		
a) Trade receivables	14,300.08	7,848.52
b) Cash and bank balances	3,048.83	1,729.33
c) Loans	2,842.22	2,924.40
d) Other financial asset	19,760.71	12,768.27
<i>Measured at Fair value through Profit or Loss(FVTPL)</i>		
a) Mandatorily measured (Investments in mutual funds)	-	2,561.43
b) Mark to market gain on forward contract	674.39	42.53
<i>Measured at cost</i>		
a) Investment in equity instruments in subsidiary	3,293.49	3,176.93
Financial liabilities		
<i>Measured at amortised costs</i>		
a) Trade payables	72,261.21	70,762.31
b) Capital creditors	76.53	122.67
c) Current borrowings	64,840.92	31,280.15
d) Long term borrowings	20,000.00	30,000.00
<i>Measured at Fair value through Profit or Loss(FVTPL)</i>		
a) Derivative instruments not designated in hedge accounting relationship	514.17	997.96
b) Mark to Market loss on Swap Contract	240.27	564.08
c) Mark to Market loss on Forward Contract	-	-
<i>Measured at Fair value Other comprehensive income (FVTOCI)</i>		
Derivative instruments designated in hedge accounting relationship	13,899.36	1,468.02

Financial risk management objectives

The Company has adequate internal processes to assess, monitor and manage financial risks. These risks include market risk (including price risk, currency risk, interest rate risk), credit risk and liquidity risk. The Company seeks to minimise the effects of these risks by using financial instruments such as commodity contracts, foreign currency forward contracts, interest and currency swaps to hedge risk exposures and appropriate risk management policies as detailed below.

The risk management objective of the Company is to hedge risk of change in the foreign currency exchange rates associated with its direct and indirect transactions denominated in foreign currency. Since most of the transactions of the Company are denominated in its functional currency (USD), any foreign exchange fluctuation affects the profitability of the Company and its financial position. Hedging provides stability to the financial performance by estimating the amount of future cash flows and reducing volatility. The Company's activities expose it to a variety of financial risks: market risk, credit risk, liquidity risk and price risk. The Company's primary focus is to foresee the unpredictability of financial markets and seek to minimize potential adverse effects on its financial performance. The primary market risk to the Company is price risk. The Company uses derivative financial and non derivative instruments to mitigate the foreign exchange related risk exposure and the price risk exposures.

The Company's risk management is carried out by a central treasury department under policies approved by the Board of Directors. The Board provides written principles for overall risk management, as well as policies covering specific areas, such as foreign exchange risk, interest rate risk, credit risk, use of derivative financial instruments and non-derivative financial instruments, and investment of excess liquidity. The Company does not enter into trade financial instruments, including derivative financial instruments, for speculative purposes.



Item	Primarily affected by	Risk management policies	Refer
Market risk - commodity price risk	Change in market prices of raw sugar and white sugar	Mitigating price risk using commodity contracts and option	Note 32.03.1
Market risk - currency risk	Exposure towards trade payables, trade receivables and borrowings	Mitigating foreign currency risk using foreign currency forward contracts	Note 32.03.2
Market risk - interest rate risk	Change in market interest rates	Mitigating interest rate risk using interest rate swaps	Note 32.03.3
Credit risk	Ability of customers or counterparties to financial instruments to meet contractual	Credit approval and monitoring practices; counterparty credit	Note 32.04
Liquidity risk	Fluctuations in cash flows	Preparing and monitoring forecasts of cashflows; cash	Note 32.05

32.03 Market Risk

The Company's activities expose it primarily to the financial risks of price changes, changes in foreign currency exchange rates and interest rate risks. The objective of market risk management is to manage and control market risk exposures within acceptable parameters, while optimising the return.

Market risk exposures are measured using sensitivity analysis. There has been no change to the Company's exposure to market risks or the manner in which these risks are being managed and measured.

32.03.1 Commodity Price Risk

Commodity Price Risk arises from the procurement of raw sugar and sale of white sugar and the consequent exposure to changes in market prices.

Exposure to the market prices of the raw sugar procured and white sugar sold is managed through the use of commodity futures and other hedging instruments, including options primarily to convert floating or indexed prices to fixed prices. The use of such contracts to hedge commodity exposures is governed by the Company's risk management policies and continuously monitored by the Trade desk team. Commodity derivatives also provides a way to meet customer's pricing requirements whilst achieving a price structure consistent with the Company's over all pricing strategy.

Majority of the Company's commodity contracts are treated as hedge of highly probable forecast purchase and sale of raw and white sugar respectively. All other commodity contracts are marked to market through income statement. The impact of hedging activities is set out below:


The table below illustrates the sensitivity of the Company's commodity pricing contracts to the price movement of commodities in respect of trading contracts:

Particulars	Impact on INR (-10% change on outstanding contracts)		Impact on INR (+10% change on outstanding contracts)	
	March 31, 2022	March 31,2021	March 31, 2022	March 31,2021
Impact on profit or loss for the year	724.31	(2,462.57)	(724.31)	2,462.57
Impact on other comprehensive income for the year	14,835.00	5,207.56	(14,835.00)	(5,207.56)
Impact on total equity as at the end of the reporting period including effect of translation	15,559.31	2,703.57	(15,559.31)	2,703.57

*Negative represents a loss and positive represents a gain

Other price risk

Other price risk represents the risk that the fair value of future cash flows of a financial instrument will fluctuate because of changes in market prices (other than those arising from interest rate risk or currency risk), whether those changes are caused by factors specific to the individual financial instruments or its issuer, or factors affecting all similar financial instruments traded in the market. However the management believes that the such risk is minimal with nil or insignificant impact on Company's performance.



32.03.2 Currency Risk

Currency risk is the risk that the fair value or future cash flows of a financial instrument will fluctuate because of changes in the foreign exchange rate. The Company undertakes transactions denominated in foreign currencies; consequently, exposures to exchange rate fluctuation arise. Exchange rate exposures are managed within approved policy parameters utilising forward foreign exchange contracts and cross currency swaps.

The carrying amounts of the Company's foreign currency denominated monetary assets and monetary liabilities at the end of the reporting period are as follows.

Currency	Liabilities		Assets	
	As at March 31, 2022	As at March 31, 2021	As at March 31, 2022	As at March 31, 2021
INR (Rs. in lakhs)	36,152.49	57,048.52	3,859.18	5,210.59
AED (Rs. in lakhs)	-	-	57.87	37.21
EURO (Rs. in lakh)	73.46	66.21	-	-

The foreign currency risk on above exposure is mitigated by derivative contracts. The outstanding contracts as at the Balance Sheet date are as follows:


i. Forward contracts

Currency	As at March 31, 2022		As at March 31, 2021	
	Buy	Sell	Buy	Sell
USD/INR (in FCY)	5.00	869.29	-	479.24
USD/INR (in INR)	384.11	68,018.26	-	35,973.47

ii. Cross currency interest rate swap contracts

Particulars	Weighted average interest rate		As at March 31, 2022	As at March 31, 2021
	As at March 31, 2022	As at March 31, 2021		
Debentures carried at amortised cost	-	8.40%	-	10,000.00
Term Loan - From Bank	-	NA	-	-
Fixed Interest Rate Swap carried at FVTPL (Notional amount)	1.20%	2.17%	20,000.00	30,000.00
Fixed Interest Rate Swap carried at FVTPL (Marked to Market value)	1.20%	2.17%	(240.27)	(564.08)

All other foreign currency assets and liabilities are not hedged as at the year end.



Sensitivity Analysis

The Company's currency exposures in respect of foreign currency monetary items at each period end presented that result in net currency gains and losses in the income statement and equity arise principally from movement in INR exchange rates. At each period end, if INR had weakened/strengthened by 10% against the functional currency (USD), with all other variables held constant, the changes in profit or loss on account of outstanding balances as at the reporting date are as summarised in the following table. 10% is the sensitivity rate used when reporting to foreign currency risk internally to key management personnel and represents management's assessment of the reasonably possible change in foreign exchange rates.

Particulars	Impact in INR (If INR weakens by 10%)		Impact in INR (If INR strengthens by 10%)	
	March 31, 2022	March 31, 2021	March 31, 2022	March 31, 2021
Impact on Profit or loss for the year	1,229.33	2,183.79	(1,229.33)	(2,183.79)
Impact on total Equity as at the end of the reporting period	1,229.33	2,183.79	(1,229.33)	(2,183.79)

This sensitivity analysis is without considering hedged items.

This is mainly attributable to the exposure outstanding on INR receivables and payables in the Company at the end of the reporting period.

In management's opinion, the sensitivity analysis is unrepresentative of the inherent foreign exchange risk because the exposure at the end of the reporting period does not reflect the exposure during the year.

32.03.3 Interest Rate risk

The Company has availed long term borrowings at the fixed rates and hence the Company is not exposed to interest rate risk. In respect of short term borrowings, though the borrowings carry a variable rate of interest, considering the fact that the tenure of borrowing do not exceed a maximum tenure of 180 days, there is no significant exposure considering that interest rates are not expected to change drastically over such a short tenure.

Sensitivity analysis

The changes in interest rates which may be due to revision in base lending rates in case of variable rate short term borrowings are very rare and minimal. Hence there is no significant impact due to changes in interest rates for short term borrowings. Long term borrowings are not subject to interest rate risk being debentures / inter corporate deposits at fixed interest which are further swapped against its cash flow exposures.

32.04 Credit Risk

Credit Risk refers to the risk that a counterparty will default on its contractual obligations resulting in financial loss to the Company. Credit risk arises from cash and cash equivalents, investments carried at amortised cost and deposits with banks and financial institutions, rental deposits as well as credit exposures to wholesale customers including outstanding receivables. For receivables, the Company mostly deals with exchange registered dealers. The exchange clearing house used is one of the world's largest capitalized financial institutions with excellent long-term credit ratings. The Company's exposure and credit ratings of its counterparties are continuously monitored and the aggregate value of transactions concluded is spread amongst approved counterparties.

The credit risk on liquid funds and derivative financial instruments is limited because the counterparties are banks with high credit-ratings assigned by international credit-agencies.

The movement in loss allowance is as below

Reconciliation of loss allowance provision - Trade receivables from contracts with customers

	Trade receivables
Loss allowance as on April 1, 2020	222.98
Change in loss allowance	-
Loss allowance as on March 31, 2021	222.98
Change in loss allowance	-
Loss allowance as on March 31, 2022	222.98



Parry Sugars Refinery India Private Limited

Notes forming part of the financial statements as of and for the year ended March 31, 2022

(All amounts in lakhs unless otherwise stated)

32.05 Liquidity Risk

Prudent liquidity risk management implies maintaining sufficient cash and marketable securities and the availability of funding through an adequate amount of committed credit facilities to meet obligations when due and to close out market positions. The central treasury maintains flexibility in funding by maintaining availability under committed credit lines. The Company manages liquidity risk by maintaining adequate reserves, banking facilities and reserve borrowing facilities, by continuously monitoring forecast and actual cash flows, and by matching the maturity profiles of financial assets and liabilities.

The following tables detail the Company's remaining contractual maturity for its non-derivative financial liabilities with agreed repayment periods. The tables have been drawn up based on the undiscounted cash flows of financial liabilities based on the earliest date on which the Company can be required to pay. The tables include both interest and principal cash flows except in the case of variable interest rate borrowings (since in the absence of known amount of cash flows in respect of interest). The contractual maturity is based on the earliest date on which the Company may be required to pay.

Particulars	Weighted average interest rate (%)	Upto 1 year	1-3 years	More than 3 years
As at March 31, 2022				
Non-interest bearing				
- Trade payables		72,261.21	-	-
- Capital Creditors		76.53	-	-
Fixed interest rate instruments				
- Non current borrowings	6.15%	1,230.00	22,460.00	-
Lease Liabilities		103.50	208.87	2,594.11
Variable interest rate instruments				
- Current borrowings (variable interest rate)		64,840.92	-	-
Other financial liabilities		-	-	-
Total		138,512.16	22,668.87	2,594.11
As at March 31, 2021				
Non-interest bearing				
- Trade payables		70,762.31	-	-
- Capital Creditors		122.67	-	-
Fixed interest rate instruments				
- Non current borrowings	6.15%	2,074.15	3,690.00	31,845.00
Lease Liabilities		94.94	302.87	2,698.54
Variable interest rate instruments				
- Current borrowings (variable interest rate)		31,280.15	-	-
Other financial liabilities		-	-	-
Total		104,334.22	3,992.87	34,543.54



The following table details the Company's liquidity analysis for its derivative financial instruments. The table has been drawn up based on the undiscounted contractual net cash inflows and outflows on derivative instruments that settle on a net basis, and the undiscounted gross inflows and outflows on those derivatives that require gross settlement.

Particulars	Upto 1 year	1-3 years	More than 3 years
As at March 31, 2022			
Net settled:			
- Cross Currency interest rate swaps	-	(240.27)	-
- Currency exchange forward contracts	674.39	-	-
- Commodity futures	(14,413.53)	-	-
Total	(13,739.14)	(240.27)	-
As at March 31, 2021			
Net settled:			
- Cross Currency interest rate swaps	(451.08)	(29.37)	(83.62)
- Currency exchange forward contracts	42.53	-	-
- Commodity futures	(2,465.98)	-	-
Total	(2,874.53)	(29.37)	(83.62)

Negative represents outflow and positive represents inflow

Certain financial assets and financial liabilities are subject to offsetting where there is currently a legally enforceable right to set off recognized amounts and the Company intends to either settle on a net basis, or to realize enforceable right to set off recognized amounts and the Company intends to either settle on a net basis, or to realize the asset and settle the liability, simultaneously. Examples of such offsetting financial assets and liabilities include the mark to market on commodity derivatives among others.

32.05.1 Financing facilities

The Company has access to financing facilities of which Rs. 1,30,438.49 Lakhs (March 31, 2021: Rs. 1,66,700 Lakhs) were unused at the end of the reporting period. The Company expects to meet its other obligations from operating cash flows and proceeds of maturing financial assets.

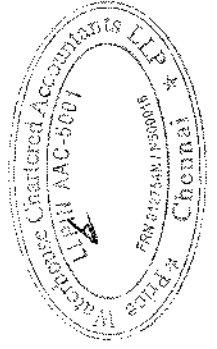


Parry Sugars Refinery India Private Limited
Notes forming part of the financial statements as of and for the year ended March 31, 2022
(All amounts are in Rupees lakhs unless otherwise stated)

Impact of hedging activities

(a) Disclosure of effect of hedge accounting on financial position

Type of hedge and risks	Nominal value of outstanding hedging derivative instrument	Carrying amount of outstanding hedging derivative instrument (grouped under Other Financial Liability - Current (Refer Note 16))	Maturity date	Hedge ratio	Weighted average strike price	Changes in fair value of all hedging instrument during the period	Changes in fair value of all hedged item used as the basis for recognising hedge effectiveness during the period
March 31, 2022							
Cash flow hedge							
<i>Commodity price risk</i>							
(i) Commodity contracts to buy raw sugar	27,437.51	3,465.09	American contracts which can be exercised at any time before maturity. The last of the contracts expire in October 2022.	1:1	378.45 \$/MT	15,425.67	15,425.67
(ii) Commodity contracts to sell refined sugar	164,428.96	(17,364.62)	American contracts which can be exercised at any time before maturity. The last of the contracts expire in December 2022.	1:1	483.28 \$/MT	(22,063.11)	(22,063.11)
March 31, 2021							
Cash flow hedge							
<i>Commodity price risk</i>							
(i) Commodity contracts to buy raw sugar	67,793.00	5,990.23	American contracts which can be exercised at any time before maturity. The last of the contracts expire in July, 2021	1:1	299.19 \$/MT	18,014.33	18,014.33
(ii) Commodity contracts to sell refined sugar	117,614.00	(7,458.25)	American contracts which can be exercised at any time before maturity. The last of the contracts expire in March, 2022	1:1	393.19 \$/MT	(32,598.93)	(32,598.93)



Parry Sugars Refinery India Private Limited
Notes forming part of the financial statements as of and for the year ended March 31, 2022
(All amounts are in Rupees lakhs unless otherwise stated)

Impact of hedging activities
(b) Disclosure of effect of hedge accounting on financial performance

Type of hedge and risks	Changes in the value of hedging instrument recognised in other comprehensive income	Hedge ineffectiveness recognised in profit or loss	Amount reclassified from cash flow hedging reserve to profit or loss	Line item affected in the statement of profit and loss because of the reclassification
Cash flow hedge				
For the year ended March 31, 2022				
<i>Commodity price risk</i>				
(i) Commodity contracts to buy raw sugar	15,429.23	3.56	-	NA
(ii) Commodity contracts to sell refined sugar	(4,263.22)	(198.07)	17,997.96	Revenue from Operations
For the year ended March 31, 2021				
<i>Commodity price risk</i>				
(i) Commodity contracts to buy raw sugar	18,167.59	153.26	-	NA
(ii) Commodity contracts to sell refined sugar	(20,606.38)	-	11,992.54	Revenue from Operations

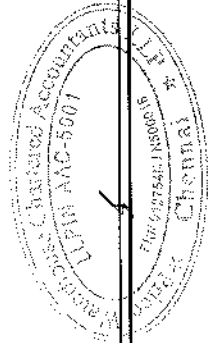
Hedge ineffectiveness

Hedge ineffectiveness is determined at the inception of the hedge relationship, and through periodic prospective effectiveness to ensure that an economic relationship exist between the hedged item and hedging instrument.

For hedges of purchase and sale of raw and white sugar respectively, the Company enters into hedge relationships where the critical terms of the hedging instrument match exactly with the terms of the hedged item. The Company therefore performs a qualitative assessment of the effectiveness. In hedges of purchase and sale of raw and white sugar respectively ineffectiveness may arise if the timing of the forecast transaction changes from what was originally estimated to beyond the contract period or if there are changes in the credit risk of the Company or the derivative counterparty.

Movement in cash flow hedging reserve

Particulars	Amount
<i>Cash flow hedging reserve</i>	
As at March 31, 2020	(4,056.39)
Changes in fair value of hedging instruments (net)	(14,584.60)
Reclassification to profit or loss (net)	12,145.80
Effect of translation from functional to presentation currency (net)	173.96
Adjusted against the carrying value of inventory (net)	(303.59)
As at March 31, 2021	(6,624.82)
Changes in fair value of hedging instruments (net)	(6,637.44)
Reclassification to profit or loss (net)	17,803.44
Effect of translation from functional to presentation currency	(127.41)
Adjusted against the carrying value of inventory (net)	(16,721.79)
As at March 31, 2022	(12,308.02)



33 Fair Value Measurement



Fair Valuation Techniques and Inputs used - recurring Items

Financial assets/ financial liabilities	Fair value as at		Fair value hierarchy	Valuation technique(s) and key input(s)	Significant unobservable input(s)	Relationship of unobservable inputs to fair value and sensitivity
	31, March 2022	31, March 2021				
Fair value hierarchy -Level 1						
1) Commodity derivatives	(14,413.53)	(2,465.98)	Level 1	Quoted bid prices in an active market.	NA	NA
2) Investment in Mutual funds	-	2,561.43	Level 1	Based on NAV as provided by fundhouse	NA	NA
Sub-total	(14,413.53)	95.45				
Fair value hierarchy -Level 2						
3) Foreign currency forward contracts	674.39	42.53	Level 2	Refer Note 3(a) below	NA	NA
4) Cross currency principal and Interest rate swaps	(240.27)	(564.08)	Level 2	Refer Note 3(b) below	NA	NA
Sub-total	434.12	(521.55)				

Note:

1. Derivatives value here represents Marked to Market value.
2. The Level 1 financial instruments are measured using quotes in active market and based on published NAV
3. The following table shows the valuation technique and key input used for Level 2:

Financial Instrument	Valuation Technique	Key Inputs used
(a) Foreign currency forward contracts	Discounted Cash Flow	Forward exchange rates, contract forward and interest rates, observable yield curves.
(b) Currency and interest rate swap contracts	Discounted Cash Flow	These are swaps where the Company has fixed its interest obligation and converted the foreign currency interest and principal obligations to its functional currency (USD). Future cash flows are estimated based on forward interest rates (from observable yield curves at the end of the reporting period) and contract interest rates, discounted at a rate that reflects the credit risk of various counterparties. Forward exchange rates, contract forward and interest rates, observable yield curves are key inputs used.



Parry Sugars Refinery India Private Limited

Notes forming part of the financial statements as of and for the year ended March 31, 2022

(All amounts are in Rupees lakhs unless otherwise stated)

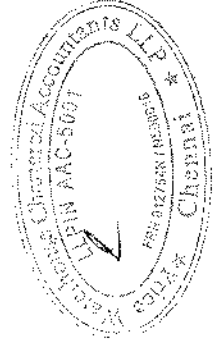
33 Fair Value Measurement ..continued

Fair value of financial assets and financial liabilities that are not measured at fair value

Particulars	As at 31, March 2022		As at 31, March 2021		Level
	Carrying amount	Fair value	Carrying amount	Fair value	
<i>Financial assets carried at Amortised Cost</i>					
Trade receivables	14,300.08	14,300.08	7,848.52	7,848.52	Refer note below
Cash and cash equivalents	3,048.83	3,048.83	1,729.33	1,729.33	Refer note below
Loans	2,842.22	2,842.22	2,924.40	2,924.40	Level 3
Other Financial Assets	19,760.71	19,760.71	12,768.27	12,768.27	Level 3
Total	39,951.84	39,951.84	25,270.52	25,270.52	
<i>Financial liabilities carried at Amortised Cost</i>					
Non Convertible Debentures	-	-	10,000.00	10,000.00	Level 3
Inter-corporate Loan	20,000.00	20,000.00	40,000.00	40,000.00	Level 2
Trade payables	72,261.21	72,261.21	70,762.31	70,762.31	Refer note below
Capital Creditors	76.53	76.53	122.67	122.67	Refer note below
Short term borrowings	64,840.92	64,840.92	31,280.15	11,280.15	Refer note below
Total	157,178.66	157,178.66	152,165.13	132,165.13	

The categorisation of fair value measurements into the different levels of the fair value hierarchy depends on the degree to which the inputs to the fair value measurements are observable and the significance of the inputs to the fair value measurement. The fair value of trade receivables, cash and cash equivalents, trade payables, capital creditors, short term borrowings and other current financial assets and liabilities approximate their carrying amount due to their short term nature.

The fair value of Level 3 assets and liabilities approximates the carrying value and accordingly no significant unobservable inputs disclosures are provided.



33 Fair Value Measurement - continued

Fair Value Hierarchy - Level 2

Financial assets/ financial liabilities measured at amortised cost	Fair value as at	
	March 31, 2022	March 31, 2021
Financial Liabilities		
Inter Corporate Loan	20,000.00	40,000.00
Total	20,000.00	40,000.00

Fair Value Hierarchy - Level 3

Financial assets/ financial liabilities measured at amortised cost	Fair value as at	
	March 31, 2022	March 31, 2021
Financials assets		
Loan	2,842.22	2,924.40
Other Financial assets	19,760.71	12,768.27
Total	22,602.93	15,692.67
Financial Liabilities		
Non Convertible Debentures	-	10,000.00
Total	-	10,000.00

Level 1: Level 1 hierarchy includes financial instruments measured using quoted prices. This includes mutual funds, call options, put options, and commodity derivatives that have quoted price. The fair value of all commodity derivatives which are traded in the commodity exchanges is valued using the closing price as at the reporting period. The mutual funds are valued using the closing NAV.

Level 2: The fair value of financial instruments that are not traded in an active market (for example, over-the counter derivatives) is determined using valuation techniques which maximise the use of observable market data and rely as little as possible on entity-specific estimates. If all significant inputs required to fair value an instrument are observable, the instrument is included in level 2.

Level 3: If one or more of the significant inputs is not based on observable market data, the instrument is included in level 3. This is the case for unlisted equity securities, contingent consideration and indemnification asset included in level 3.

There are no transfers between levels 1 and 2 during the year.

The Company's policy is to recognise transfers into and transfers out of fair value hierarchy levels as at the end of the reporting period.

34 Segment information

(a) Description of segments and principal activities

The Business Head (Chief operating decision maker) examines the Company's performance from the business of refining sugar, which is the only business segment. There are no other reportable segments.

(b) Segment Revenue

Revenue of approximately Rs. 1,65,360.13 Lakhs (March 31, 2021: Rs 1,34,678.34 Lakhs) are derived from customers, transactions with whom exceed 10% of the Company's revenue

The Company is domiciled in India. The amount of its revenue from external customers broken down by location of the customers is shown below:

Particulars	For the year ended March 31, 2022	For the year ended March 31, 2021
Asia (other than India)	125,698.85	102,797.74
Europe	71,296.51	118,863.05
India (Country of domicile)	1,637.63	2,624.05
North America	-	384.33
Total	198,632.99	224,669.17

(c) There are no non-current assets located in foreign countries.



35 Leases

A.Right-to-use Assets

Particulars	For the year ended March 31, 2022	For the year ended March 31, 2021
I) Cost		
Balance at the As at March 31, 2021	2,119.75	2,193.97
Amount recognised on transition to Ind AS 116	-	-
Effect of translation from functional currency to Presentation currency	77.78	(74.22)
Balance at the As at March 31, 2022	2,197.53	2,119.75
Balance at the As at March 31, 2021	146.19	75.66
Amount recognised on transition to Ind AS 116	-	-
Depreciation for the year	73.97	73.76
Deletion	-	-
Effect of translation from functional currency to Presentation currency	6.63	(3.23)
Balance at the As at March 31, 2022	226.79	146.19
III) Carrying value		
Balance as at year end	1,970.74	1,973.56

Lease Liabilities	As at March 31, 2022	As at March 31, 2021
B.Non-Current Liabilities	837.48	840.51
C.Current Liabilities	103.50	94.94


D.Amount recognized in the Statement of Profit & Loss

Particulars	For the year ended March 31, 2022	For the year ended March 31, 2021
Depreciation charges of Right-to-use Assets		
-Leasehold Land	73.97	73.76

Particulars	For the year ended March 31, 2022	For the year ended March 31, 2021
Interest expenses (included in the Finance cost)	100.47	99.93
Expense relating to short term leases (included in other expenses)	1,015.61	847.56
Expense relating to leases of low value assets that are not shown as short term leases (included in other expenses)	-	-
Total	1116.08	947.49

Details of leasing arrangement

The Company has entered into a non-cancellable lease arrangement for lease of factory land at Kakinada SEZ unit, for a period of 30 years commencing from March 31, 2008. During the FY 2019-20, the lease has been extended for a further period of 10 years. The lease agreements has a schedule which provides lease payments for specific period. At the end of the lease period, the agreement can be renewed on mutual consent.



Parry Sugars Refinery India Private Limited
Notes forming part of the financial statements as of and for the year ended March 31, 2022
(All amounts are in Rupees lakhs unless otherwise stated)

36 Related Party Transactions

Name of the Parent Company E.I.D. Parry (India) Limited
Subsidiary Company Parry International DMCC

List of Fellow Subsidiaries with whom transactions taken place during the year

Parry Infrastructure Company Private Limited
Parry Enterprises (India) Limited



Key Management Personnel (KMP)

Mr S Suresh, Managing Director
Mr Suresh Kannan, Whole Time Director

Note : Related Party Relationships are as identified by the management and relied upon by the auditors.

Details of transaction between the Company and its related parties are disclosed below:

Particulars	For the year ended	E.I.D. Parry (India) Limited	Parry International DMCC	Parry Enterprises (India) Ltd	Parry Infrastructure Company Private Limited	Mr Suresh Kannan	Mr S Suresh
<u>Nature of transactions with Related Parties</u>							
Sale of goods	31-Mar-22	481.40	-	-	-	-	-
	31-Mar-21	958.77	-	-	-	-	-
Purchase of goods	31-Mar-22	28,340.54	-	-	-	-	-
	31-Mar-21	2,994.15	-	-	-	-	-
Receipt of services	31-Mar-22	224.09	-	6.06	-	-	-
	31-Mar-21	203.60	-	9.58	-	-	-
Rendering of services	31-Mar-22	-	37.93	-	-	-	-
	31-Mar-21	7.83	37.59	-	-	-	-
Lease rent	31-Mar-22	-	-	-	94.94	-	-
	31-Mar-21	-	-	-	94.94	-	-
Commission paid for guarantee given by Parent Company	31-Mar-22	3.87	-	-	-	-	-
	31-Mar-21	47.55	-	-	-	-	-





Parry Sugars Refinery India Private Limited
Notes forming part of the financial statements as of and for the year ended March 31, 2022
(All amounts are in Rupees lakhs unless otherwise stated)

36 Related Party Transactions (continued)

Details of transaction between the Company and its related parties (continued):

Particulars	For the year ended	E.I.D. Parry (India) Limited	Parry International DMCC	Parry Enterprises (India) Ltd	Parry Infrastructure Company Private Limited	Mr Suresh Kannan	Mr S Suresh
Inter corporate loan from Parent Company	31-Mar-22	150.00	-	-	-	-	-
	31-Mar-21	40,000.00	-	-	-	-	-
Inter corporate loan repayment to Parent Company	31-Mar-22	20,150.00	-	-	-	-	-
	31-Mar-21	-	-	-	-	-	-
Interest expense on loan from Parent Company	31-Mar-22	1,944.44	-	-	-	-	-
	31-Mar-21	229.15	-	-	-	-	-
Investment in subsidiary	31-Mar-22	-	-	-	-	-	-
	31-Mar-21	-	1,467.60	-	-	-	-
Loan repayment by Subsidiary	31-Mar-22	-	186.29	-	-	-	-
	31-Mar-21	-	1,463.19	-	-	-	-
Loan given to Subsidiary	31-Mar-22	-	-	-	-	-	-
	31-Mar-21	-	2,919.70	-	-	-	-
Trade advance given to Subsidiary	31-Mar-22	-	-	-	-	-	-
	31-Mar-21	-	1,392.02	-	-	-	-
Advance repaid by Subsidiary	31-Mar-22	-	1,405.37	-	-	-	-
	31-Mar-21	-	-	-	-	-	-
Interest Income	31-Mar-22	-	114.53	-	-	-	-
	31-Mar-21	-	9.54	-	-	-	-
Remuneration to Whole Time Director (also refer Note Employee Benefits Expense)	31-Mar-22	-	-	-	-	98.62	-
	31-Mar-21	-	-	-	-	102.39	-



Parry Sugars Refinery India Private Limited
Notes forming part of the financial statements as of and for the year ended March 31, 2022
(All amounts are in Rupees lakhs unless otherwise stated)


Details of closing balances with related parties:

Nature of Balances with Related Parties	Balance as on	E.I.D. Parry (India) Limited	Parry International DMCC	Parry Enterprises (India) Ltd	Parry Infrastructure Company Private Limited	Mr Suresh Kannan	Mr S Suresh
Trade payables	31-Mar-22	72.38	-	-	-	-	-
	31-Mar-21	45.12	-	-	-	-	-
Trade and other receivables	31-Mar-22	-	-	-	-	-	-
	31-Mar-21	-	46.75	-	-	-	-
Inter corporate loan from Parent Company	31-Mar-22	20,000.00	-	-	-	-	-
	31-Mar-21	40,000.00	-	-	-	-	-
Interests expenses Payable	31-Mar-22	114.58	-	-	-	-	-
	31-Mar-21	229.15	-	-	-	-	-
Loans and advances given	31-Mar-22	-	2,842.22	-	1,500.00*	-	-
	31-Mar-21	-	2,924.40	-	1,500.00*	-	-
Advances to suppliers	31-Mar-22	308.47	-	-	-	-	-
	31-Mar-21	-	1,378.85	-	-	-	-
Guarantee given by Parent Company	31-Mar-22	-	-	-	-	-	-
	31-Mar-21	10,000.00	-	-	-	-	-

* The amount has been disclosed here at the actual monies given. The advance given is measured at amortised cost in the financial statements.

Compensation to Key Management Personnel


Particulars	Year ended March 31, 2022	Year ended March 31, 2021
Short term benefits	88.38	92.15
Post employment benefits	10.04	10.04
Other benefits	0.20	0.20
Total	98.62	102.39



Parry Sugars Refinery India Private Limited
Notes forming part of the financial statements as of and for the year ended March 31, 2022
 (All amounts are in Rupees lakhs unless otherwise stated)

37 Contingent liabilities and commitments

Particulars	As at March 31, 2022	As at March 31, 2021
(i) Contingent liabilities		
Outstanding bank guarantee	1,787.29	1,424.55
Letter of credit outstanding	19,039.17	28,433.08
Stand By letter of credit	11,368.88	10,966.50
Disputed Income Tax demand which is under appeal at Income tax authorities.	-	170.68
* Future cash outflows in respect of the above matters are determinable only on receipt of judgments / decisions pending at various forums / authorities.		
(ii) Capital commitments		
Capital expenditures contracted for at the end of the reporting period but not recognised as liabilities	131.19	32.84



38 Impact of COVID 19 Pandemic:

The Company is engaged in the business of manufacturing refined sugar majorly catering to the needs of the export market. Since manufacturing of refined sugar has been permitted to be essential commodities, the Company is running its manufacturing facility and in a position to provide goods to its customers.

The Company has made a detailed assessment of its liquidity position for the next financial year and has critically assessed the recoverability and carrying values of its assets comprising of property, plant and equipment, trade receivables, inventory, investments and liabilities as at balance sheet date, and has concluded that no material adjustments are required in the financial statements.

The management has taken into account all the possible impacts of events that could arise from the outbreak of COVID 19 pandemic, in the preparation of the financial statements including the entity's ability to continue as a going concern. However, the impact assessment of COVID 19 is a continuing process, given the uncertainties associated with its nature and duration and the Company will continue to monitor all material changes to the entity's internal and external environment.

39 Ageing Schedules:

(a) Capital work-in-progress ageing:

Capital work-in-progress ageing for the year ended March 31, 2022:

Particulars	Less than 1 year	1-2 years	2-3 years	More than 3 years	Total
Projects in progress	158.70	-	-	-	158.70
Projects temporarily suspended	-	-	-	-	-

Capital work-in-progress ageing for the year ended March 31, 2021:

Particulars	Less than 1 year	1-2 years	2-3 years	More than 3 years	Total
Projects in progress	165.57	-	-	-	165.57
Projects temporarily suspended	-	-	-	-	-

(b) Trade receivables ageing:

Trade receivables ageing for the year ended March 31, 2022:

Particulars	Not due	Less than 6 months	6 months to 1 year	1 to 2 years	2 to 3 years	More than 3 years	Total
Undisputed - Considered good	6.19	14,097.98	195.91	-	-	-	14,300.08
Undisputed - Credit impaired	-	-	-	-	-	222.98	222.98
Total	6.19	14,097.98	195.91	-	-	222.98	14,523.06

Trade receivables ageing for the year ended March 31, 2021:

Particulars	Not due	Less than 6 months	6 months to 1 year	1 to 2 years	2 to 3 years	More than 3 years	Total
Undisputed - Considered good	70.76	7,773.35	4.41	-	-	-	7,848.52
Undisputed - Credit impaired	-	-	-	-	-	222.98	222.98
Total	70.76	7,773.35	4.41	-	-	222.98	8,071.50


(c) Trade payables ageing:

Trade payables ageing for the year ended March 31, 2022:

Particulars	Unbilled	Not due	Less than 6 months	6 months to 1 year	1 to 2 years	2 to 3 years	More than 3 years	Total
Undisputed trade payables:								
Micro enterprises and small enterprises	-	36.94	-	-	-	-	-	36.94
Others	5,083.41	2,645.56	62,919.79	1,416.76	120.38	10.83	27.54	72,224.27
Total	5,083.41	2,682.50	62,919.79	1,416.76	120.38	10.83	27.54	72,261.21

Trade payables ageing for the year ended March 31, 2021:

Particulars	Unbilled	Not due	Less than 6 months	6 months to 1 year	1 to 2 years	2 to 3 years	More than 3 years	Total
Undisputed trade payables:								
Micro enterprises and small enterprises	-	48.90	20.69	-	-	-	-	69.59
Others	2,538.01	188.54	67,878.86	17.30	1.27	6.61	62.13	70,692.72
Total	2,538.01	237.44	67,899.55	17.30	1.27	6.61	62.13	70,762.31



40 Additional regulatory information required by Schedule III:

40.01 Details of benami property held

No proceedings have been initiated on or are pending against the Company for holding benami property under the Prohibition of Benami Property Transactions Act, 1988 (as amended in 2016) (formerly the Benami Transactions (Prohibition) Act, 1988 (45 of 1988)) and Rules made thereunder.

40.02 Title deeds of immovable properties not held in name of the Company

The title deeds of all the immovable properties (other than properties where the Company is the lessee and the lease agreements are duly executed in favour of the lessee), as disclosed in Note 4 to the financial statements, are held in the name of the Company.

40.03 Borrowing secured against current assets

The Company has borrowings from banks on the basis of security of current assets. The revised quarterly returns or statements of current assets filed by the Company with banks are in agreement with the books of accounts.

40.04 Wilful defaulter

The Company has not been declared as a wilful defaulter by any bank or financial institution or government or any government authority.

40.05 Relationship with struck off companies

The Company has no transactions with the companies struck off under Companies Act, 2013 or Companies Act, 1956.

40.06 Compliance with number of layers of companies

The Company has complied with the number of layers prescribed under the Companies Act, 2013.

40.07 Compliance with approved scheme of arrangements

The Company has not entered into any scheme of arrangement which has an accounting impact on current or previous financial year.

40.08 Utilisation of borrowed funds and share premium

The Company has not advanced or loaned or invested funds to any other person or entity, including foreign entities (Intermediaries) with the understanding that the Intermediary shall:

- directly or indirectly lend or invest in other persons or entities identified in any manner whatsoever by or on behalf of the Company (Ultimate Beneficiaries) or
- provide any guarantee, security or the like to or on behalf of the ultimate beneficiaries

The Company has not received any fund from any person or entity, including foreign entities (Funding Party) with the understanding (whether recorded in writing or otherwise) that the Company shall:

- directly or indirectly lend or invest in other persons or entities identified in any manner whatsoever by or on behalf of the Funding Party (Ultimate Beneficiaries) or
- provide any guarantee, security or the like on behalf of the ultimate beneficiaries

40.09 Undisclosed income

There is no income surrendered or disclosed as income during the current or previous year in the tax assessments under the Income Tax Act, 1961, that has not been recorded in the books of account.

40.10 Details of crypto currency or virtual currency

The Company has not traded or invested in crypto currency or virtual currency during the current or previous year.

40.11 Valuation of property, plant and equipment

The Company has not revalued its property, plant and equipment (including right-of-use assets) during the current or previous year.

40.12 Registration of charges or satisfaction with Registrar of Companies

There are no charges or satisfaction which are yet to be registered with the Registrar of Companies beyond the statutory period.

40.13 Utilisation of borrowings availed from banks

The borrowings obtained by the company from banks have been applied for the purposes for which such loans were taken.




41 Financial Ratios

Particulars	Numerator	Denominator	March 31, 2022	March 31, 2021	% Variance	Reason for variance
Current ratio (times)	Current assets	Current liabilities	0.66	0.66	0%	-
Debt-equity ratio (times)	Total debt	Total equity	(3.08)	(3.09)	0%	-
Debt service coverage ratio (times)	Earnings available for debt service	Debt service	0.16	(0.06)	374%	Improved operational performance compared to last year and due to raw material inventory losses in FY 2021
Return on equity ratio (%)	Net profit	Average equity	0.06	1.18	95%	Improved operational performance compared to last year and due to raw material inventory losses in FY 2021
Inventory turnover ratio (times)	Cost of goods sold	Average inventory	3.72	4.17	-11%	-
Trade receivables turnover ratio (times)	Sales	Average trade receivables	18.11	17.30	5%	-
Trade payables turnover ratio (times)	Purchases	Average trade payables	2.81	4.20	-33%	Average payable balance in FY 2021 is low due to lower payable balance as at March 31, 2020
Net capital turnover ratio (times)	Sales	Working capital	(3.86)	(6.20)	-38%	Increase in working capital requirements for business requirements
Net profit ratio (%)	Net profit	Sales	(0.01)	(0.06)	89%	Improved business performance
Return on capital employed (%)	Earnings before interest and tax	Capital employed	0.06	(0.24)	126%	Improved business performance and increase in capital employed due to higher short term borrowings for funding working capital as at March 31, 2022
Return on investment (%)	Earnings before interest and tax	Average total assets	0.03	(0.08)	136%	Improved business performance


42 The financial statements were approved for issue by the board of directors on May 13, 2022.


For Price Waterhouse Chartered Accountants LLP
 Firm Registration Number: 012754N/N500016
 Chartered Accountants



 Suresh S
 Partner
 Membership No: 200928


Place: Chennai
 Date: May 13, 2022

For and on behalf of the Board of Directors


 S. Suresh
 Managing Director
 DIN No: 06999319


 TV Swarna Prakash
 Chief Financial Officer


 MM Venkatachalam
 Chairman
 DIN No: 00152619


 B. Satish Krishnan
 Company Secretary